

Experiment with light levels to create the aesthetics you want. Complement your accent lighting with soft and comfortable illumination.

48V SYSTEM

Reggiani

Reggiani


Contents

Yori Evo 48V	27
Yori Evo 48V - Zoom	61
Yori Pendant 48V	73
Incline 48V	95
Track 48V	159

EN Building on our revolutionary Ghostrack system with patented miniaturized drivers that seamlessly integrate with our 230V track, we bring the same flexibility to 48V platforms. This comprehensive system of projectors, pendants, and linear fixtures offers high efficacy (fino a 135 lm/W), low glare (UGR<15), tunable white LED options, Bluetooth controls, and is ideal for retail, and hospitality and office projects.

IT Partendo dal concept del nostro rivoluzionario sistema Ghostrack con driver miniaturizzati brevettati che si integrano perfettamente nei binari 230V, portiamo ora la stessa flessibilità e sulle piattaforme a 48V. Questo sistema completo di proiettori, sospensioni e lineari offre elevata efficienza (up to 135lm/W), basso abbagliamento (UGR<15), opzioni LED Tunable White e controlli Bluetooth, ideale per ambienti retail, hospitality ed uffici.

230V System





48V System

48V System

135 lm/W
(Fixture efficacy)

^{EN} High Efficacy (up to 135 lm/W)
^{IT} Alta efficienza (fino a 135 lm/W)

2700K - 6500K

^{EN} Tunable White options
^{IT} Opzioni Tunable White

CASAMBI

^{EN} Bluetooth options (CASAMBI)
^{IT} Opzioni Bluetooth (CASAMBI)





EN A complete 48V system: projectors, pendants and linear products for your low voltage projects. The system features Yori Evo 48V, Yori Pendant 48V, Incline 48V and a range of 48V tracks with standard and deep profiles.

IT Un sistema 48V completo: proiettori, sospensioni e prodotti lineari per i tuoi progetti a bassa tensione. Il sistema include Yori Evo 48V, Yori Pendant 48V, Incline 48V e una gamma di binari a 48V con profili standard e deep.












Choose your favourite 48V product





Spotlights

p.25

Yori Evo 48V
Yori Evo 48V - Zoom



Pendants

p.71

Yori Pendant 48V



Linears

p.93


Incline 48V - Opal
Incline 48V - Prismatic
Incline 48V - Dark Performance UGR<19
Incline 48V - Dark Performance Adjustable
Incline 48V - Dark Performance UGR<15
Incline 48V - Wall Washer



48V Tracks

p.159

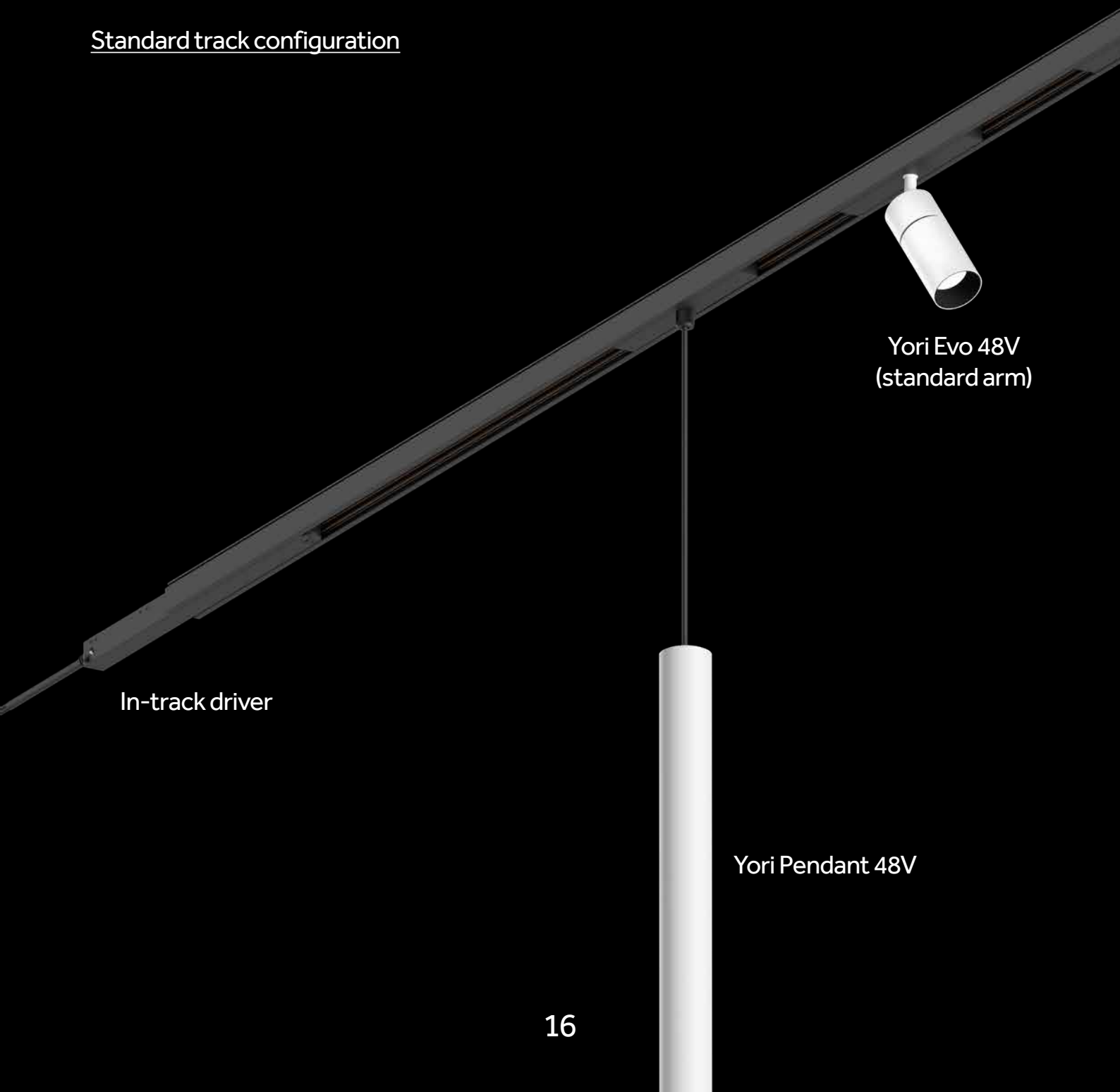
Recessed
Surface/Pendant
Pendant Indirect
Pendant Double



EN Create a custom lighting setup by combining Yori Evo 48V spotlights, Yori Pendant 48V suspension fixtures, and the Incline 48V linear family. With the new In-track driver, your 48V configuration offers greater flexibility than ever before. Choose between standard and Deep tracks to complete your design.

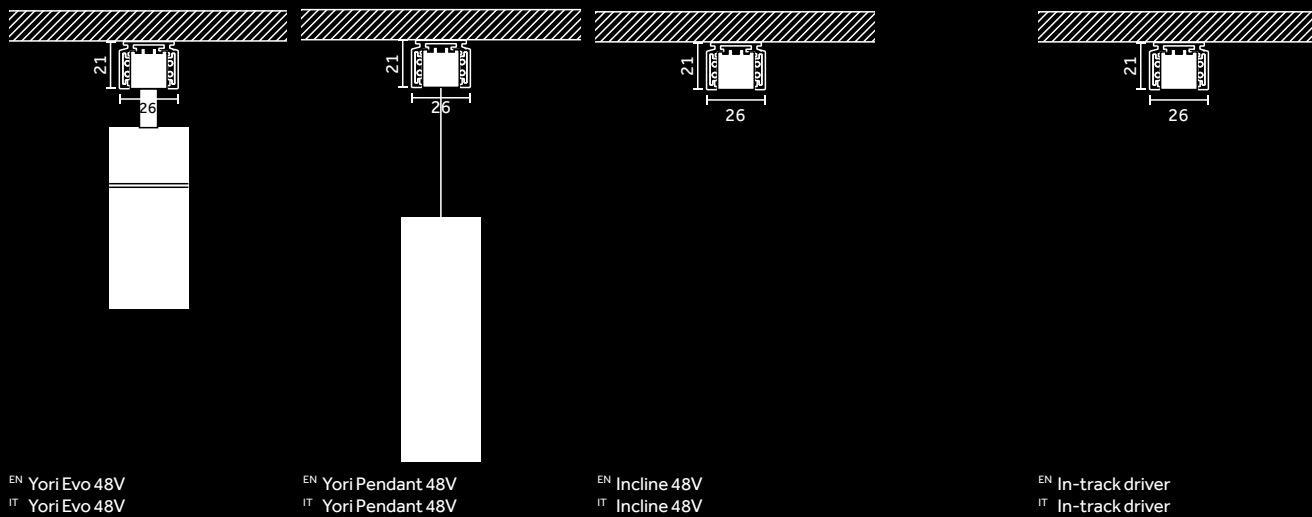
IT Crea la tua configurazione, combinando i proiettori Yori Evo 48V, le sospensioni Yori Pendant 48V, e la famiglia di lineari Incline 48V così da avere un risultato illuminotecnico personalizzato. Con In-track driver la tua configurazione sarà ancora più flessibile e senza vincoli. Scegli tra binari standard e Deep e crea il tuo progetto.

Standard track configuration

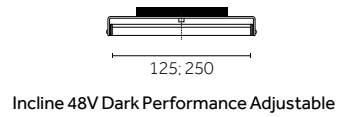
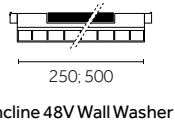
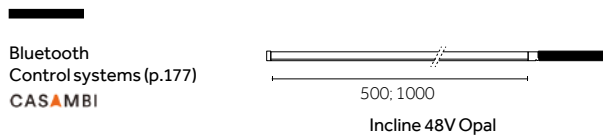
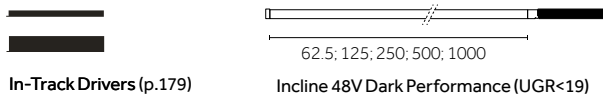
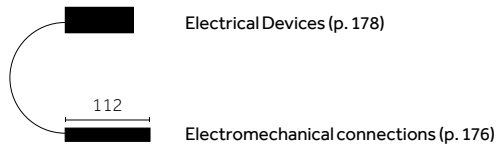




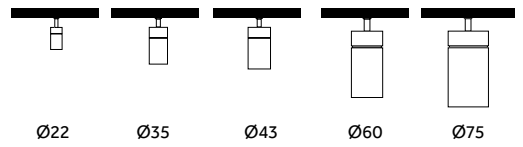
Incline 48V



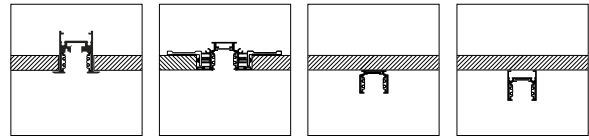
48V Standard track product families



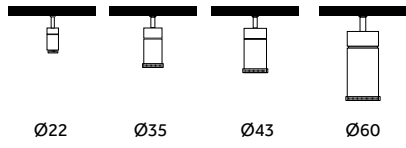
Incline 48V (p.95)



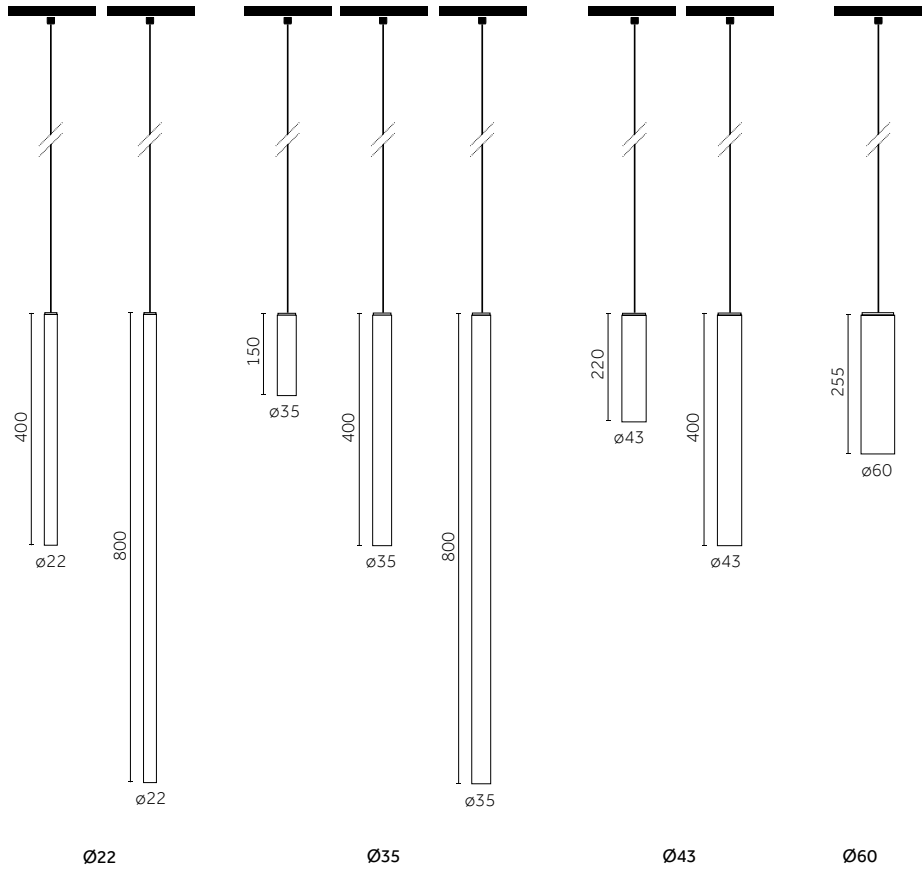
Yori Evo 48V (p.27)



Track 48V - Recessed Trim Track 48V - Recessed Trimless Track 48V - Surface/Pendant Slim Track 48V - Surface/Pendant

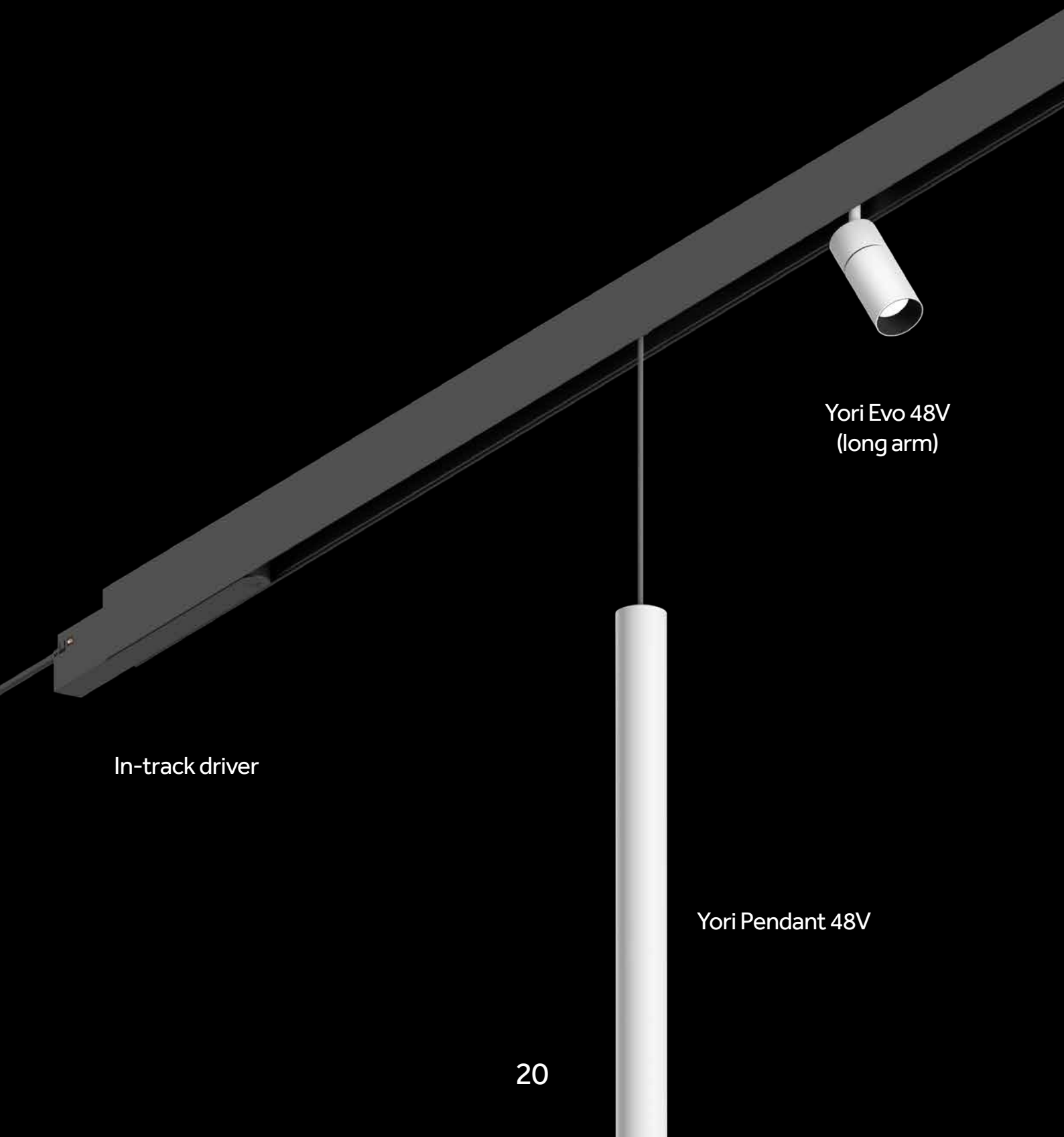


Yori Evo 48V - Zoom (p.61)



Yori Evo 48V Pendant (p.73)


Deep track configuration



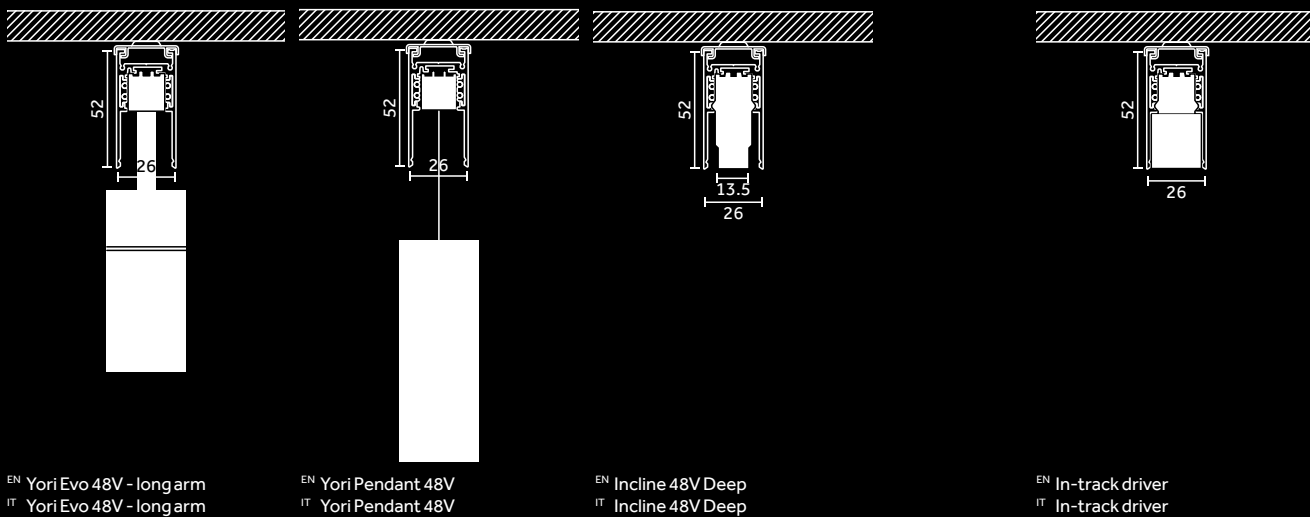
In-track driver

Yori Evo 48V
(long arm)

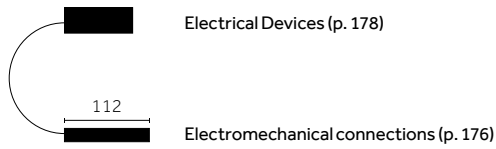
Yori Pendant 48V



Incline 48V

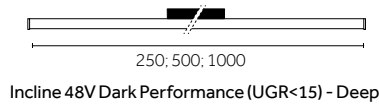


48V Deep Track product families

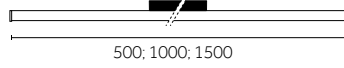


In-Track Drivers (p.179)

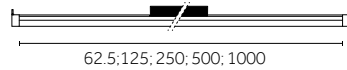
Bluetooth Control systems (p.177)
CASA MBI



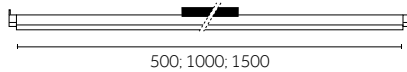
Incline 48V Dark Performance (UGR<15) - Deep



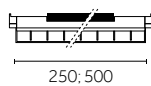
Incline 48V Prismatic - Deep



Incline 48V Dark Performance (UGR<19) - Deep

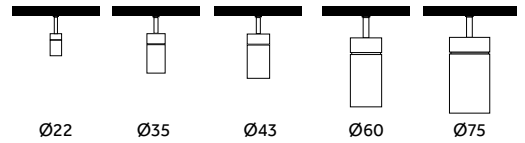


Incline 48V Opal - Deep, Deep (Drop)

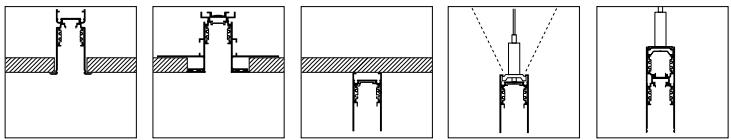


Incline 48V Wall Washer - Deep

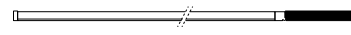
Incline 48V (p.95)



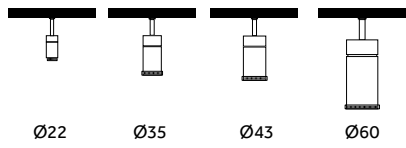
Yori Evo 48V Long Arm (p.27)



Track 48V - Deep Recessed Trim
 Track 48V - Deep Recessed Trimless
 Track 48V - Deep Surface/ Deep Pendant
 Track 48V - Deep Pendant/ Indirect
 Track 48V - Deep Pendant/ Double*

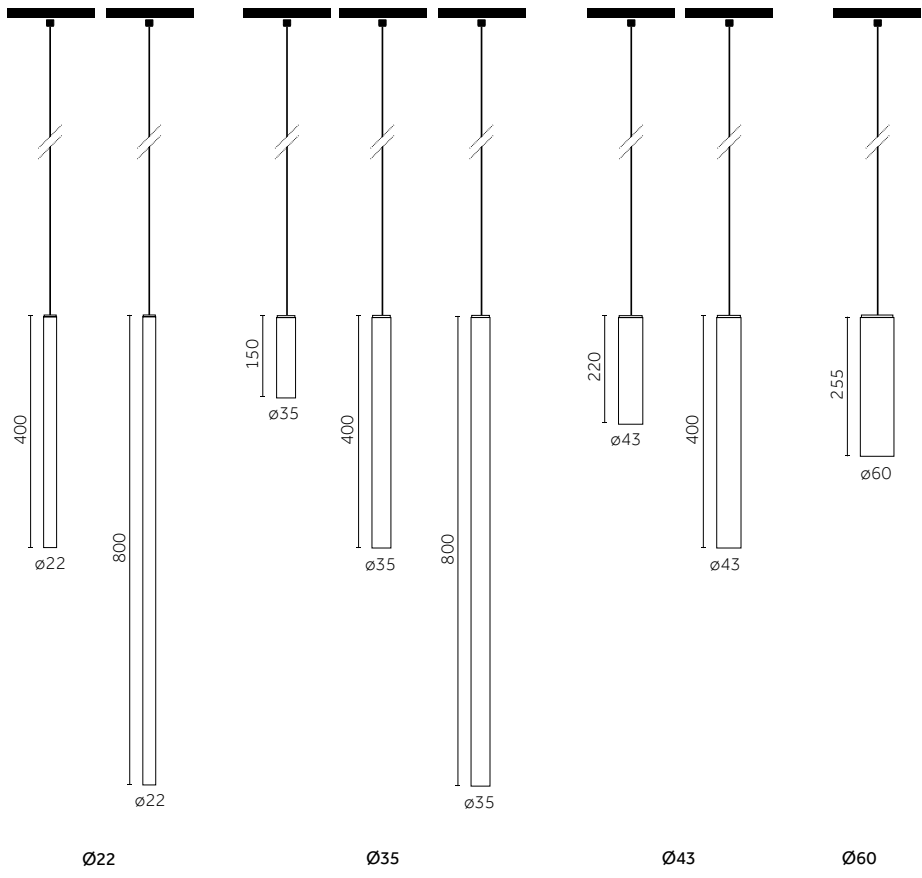


*Incline 48V standard (for indirect light in double track)



Ø22 Ø35 Ø43 Ø60

Yori Evo 48V - Zoom Long Arm (p.61)



Yori Evo 48V Pendant (p.73)














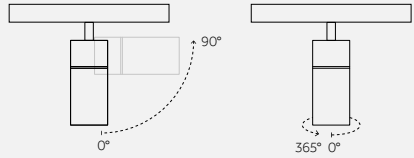
Spotlights

Yori Evo 48V

EN Yori 48V is a compact, high-performance projector engineered specifically for low-voltage systems. It preserves the Yori family's signature qualities, including sleek design, sophisticated finishes, and exceptional lighting performance. Available in five dimensions, different LED color temperatures and beams, Yori 48V enables maximum versatility. Available with CRI>90, it provides superior color accuracy.

IT Yori 48V è un proiettore compatto ad alte prestazioni progettato specificamente per sistemi a bassa tensione. Mantiene le caratteristiche distintive della famiglia Yori, inclusi il design elegante, le finiture sofisticate e un'eccezionale performance luminosa. Con le sue cinque dimensioni, le diverse temperature di colore LED e fasci di luce, Yori 48V offre la massima versatilità. Disponibile con CRI>90, garantisce un'ottima accuratezza dei colori.



Versions/ Versioni			
Yori Evo 48V			
	Yori Evo 48V	Yori Evo 48V - Long Arm	
Finishes/ Finiture			
	12 Embossed matte white/ Bianco opaco gofrato	31 Embossed matte black/ Nero opaco gofrato	
Special finishes/ Finiture speciali			
	01 Chrome/ Cromo	B0 Royal matte black/ Nero opaco royal	C0 Royal matte white/ Bianco opaco royal
			
	D0 Brushed brass/ Ottone spazzolato	E0 Brushed gold/ Oro spazzolato	L0 Antiqued brushed bronze/ Bronzo antico spazzolato
			
	M0 Brushed aluminium/ Alluminio spazzolato	N0 Brushed copper/ Rame spazzolato	T1 Anodized Bronze/ Bronzo Anodizzato
Adjustability/ Orientabilità	 <p>Horizontal axis/ Asse orizzontale</p> <p>Vertical axis/ Asse verticale</p>		
IP	20		
Control systems	On/Off, DALI, Bluetooth. On request: Dimmer on board, 0-10V		
Insulation class	II		
Certifications	CE UK ENEC		



Ø22mm

Ø35mm

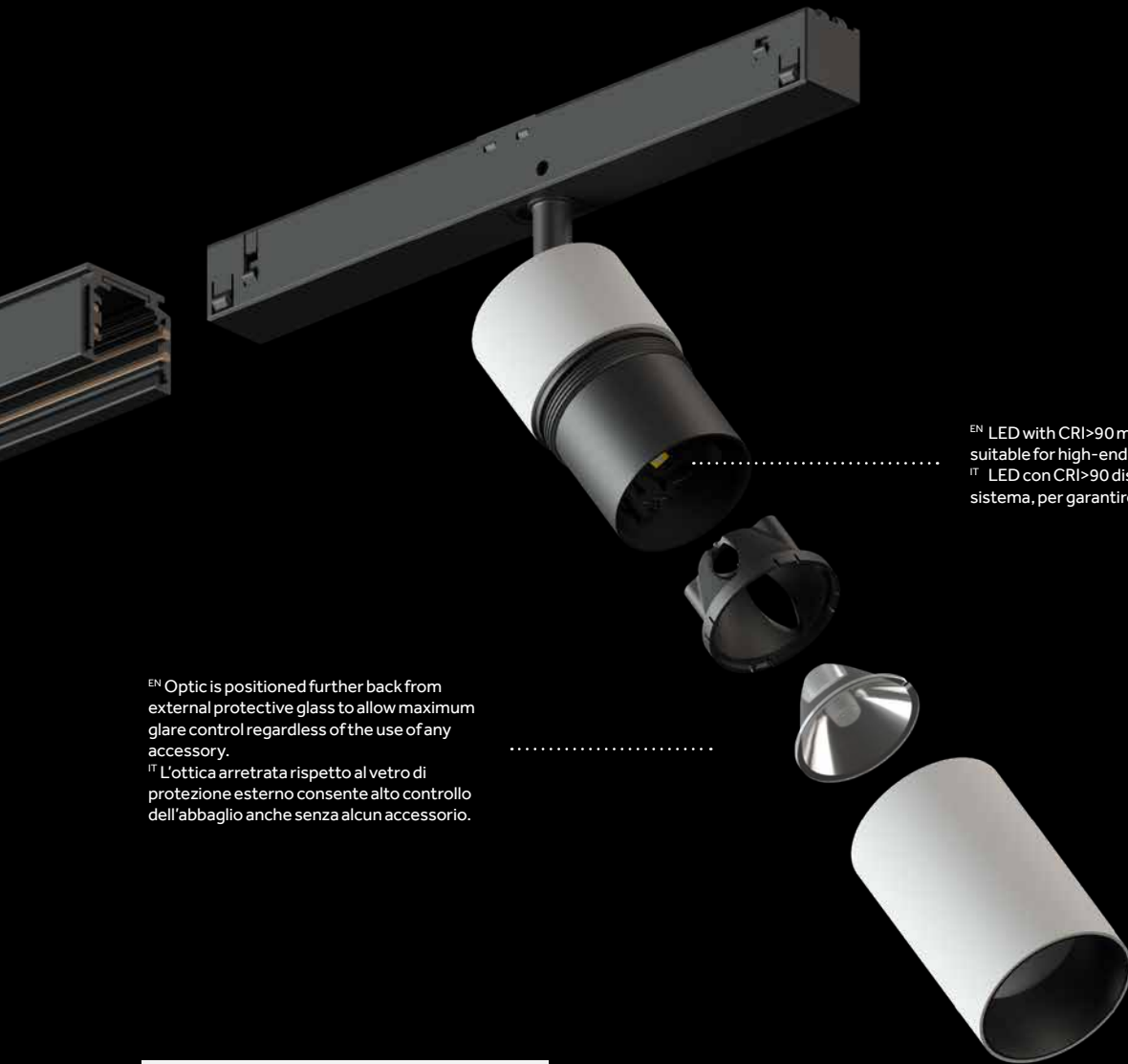
Ø43mm



Ø60mm

Ø75mm

A quality light



^{EN} LED with CRI>90 making the whole range suitable for high-end applications.
^{IT} LED con CRI>90 disponibile per tutto il sistema, per garantire luce di qualità.

^{EN} Optic is positioned further back from external protective glass to allow maximum glare control regardless of the use of any accessory.

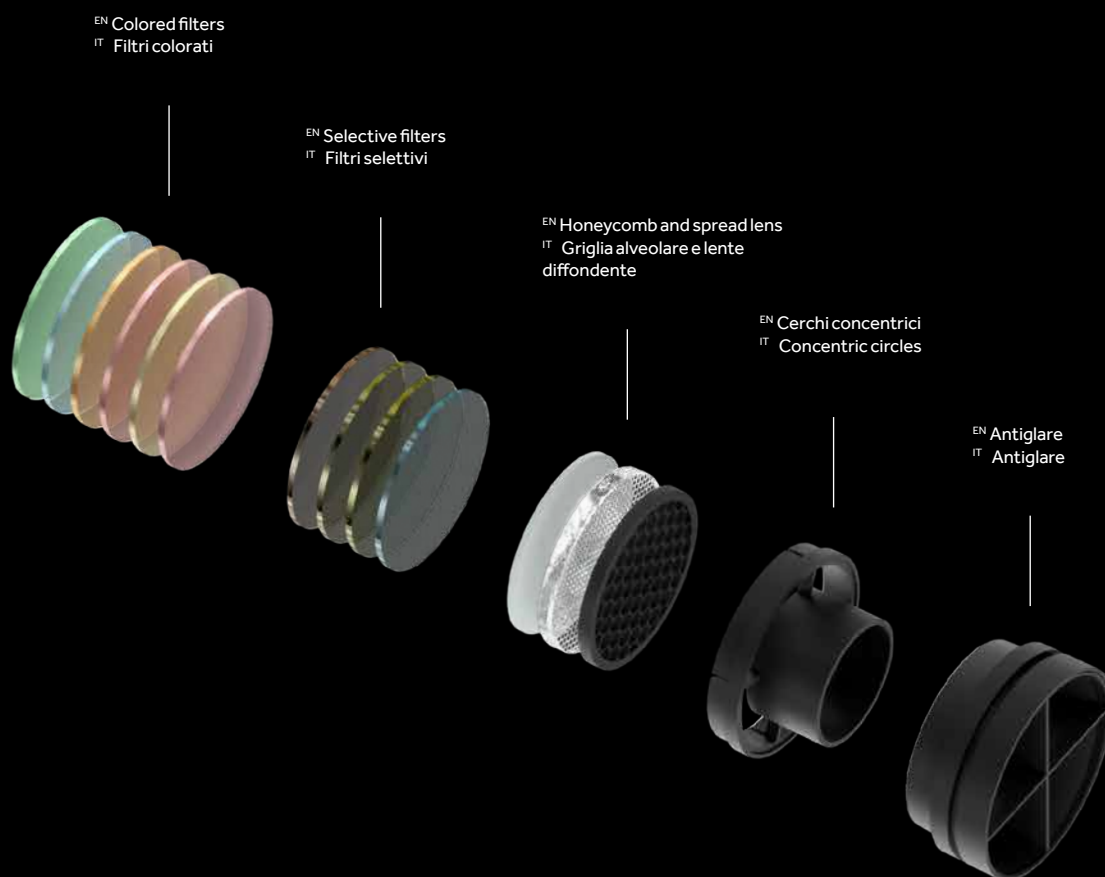
^{IT} L'ottica arretrata rispetto al vetro di protezione esterno consente alto controllo dell'abbaglio anche senza alcun accessorio.



^{EN} Premium precision lens with super narrow beam.
^{IT} Lenti precision premium con fascio super stretto.

^{EN} Yori Evo 48V is available with a range of integrated accessories: from selective filters to modify the color temperature, to colored filters for optional light effects. Spread lens, honeycomb and anti-glare screens complete the range. The concentric circles antiglare accessory can be used on narrow beam light fixtures to reduce glare and further focus the light beam.

^{IT} Yori Evo 48V è disponibile con differenti accessori integrati: dai filtri selettivi per variare la temperatura colore, ai filtri colorati per opzionali effetti di luce. Lente diffondente, schermi alveolari e antiglare completano la gamma. L'accessorio antiglare a cerchi concentrici può essere utilizzato sui fasci stretti per ridurre l'abbagliamento e concentrare il fascio.



^{EN} Yori with antiglare concentric circles accessory.
^{IT} Yori con accessorio antiglare a cerchi concentrici.



^{EN} The antiglare concentric circles accessory creates a focused light beam, ideal for shop windows.
^{IT} L'accessorio antiglare a cerchi concentrici crea un fascio di luce concentrato, ideale per vetrine.

^{EN} Yori Evo 48V features a range of interchangeable optics: Precision for high candela values and ultra-narrow beams, and Performance for high output and efficiency.


^{IT} Yori Evo 48V dispone di una serie di ottiche intercambiabili: ottiche Precision per valori di candela elevati e fasci super stretti, ottiche Performance per un'alta emissione luminosa e un'elevata efficienza.

Precision



Narrow, medium, wide

High candela value up to 50.000 cd with controlled and soft distribution



^{EN} Lenses made of temperature-resistant plastic (stabilised up to 140°C), self-extinguishing (V0 rating), with LOR up to 89%.

^{IT} Lenti in materiale plastico resistente ad alte temperature, stabilizzate fino a 140°, autoestinguente V0 con efficienza fino all'89%.

Performance




Narrow, medium, wide
High efficacy up to 135 lm/W



^{EN} Reflectors made of 99% pure aluminium, with a silver surface treatment; LOR up to 90%, and anti-reflective safety glass in silver with high light transmission (99%).

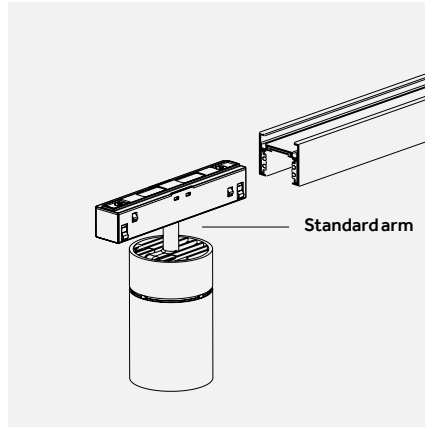
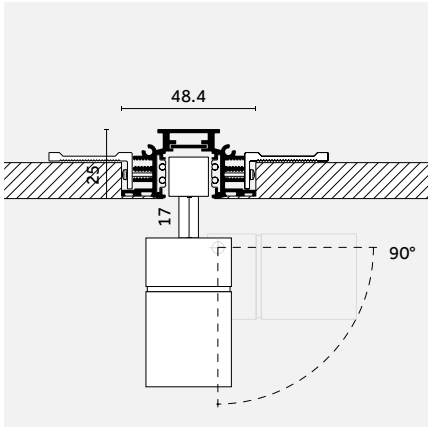
^{IT} Riflettori in alluminio puro al 99%, con trattamento superficiale in argento, efficienza fino al 90% e vetro di protezione antiriflesso ad alto indice di trasmissione (99%).

For standard and deep track

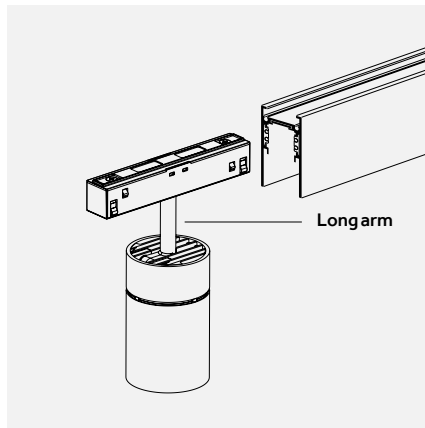
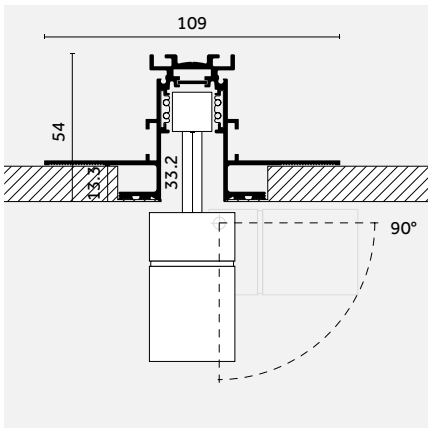


EN Yori Evo 48V is available with standard arm for standard track and long arm for deep track.

IT Yori Evo 48V è disponibile sia con braccio standard che con braccio lungo per binari deep.



EN Standard arm for standard track
IT Braccio standard per binari standard




EN Long arm for Deep Track
IT Braccio lungo per binari Deep.

Light in your hands

EN To provide a customizable control system, we've integrated Bluetooth technology into our 48V products. You can adjust the lighting of individual fixtures or groups, set timers and scenes, and synchronize indoor lighting with the external ambient light. Choose Yori with built-in Bluetooth or control the 48V system with the Casambi Bluetooth device.

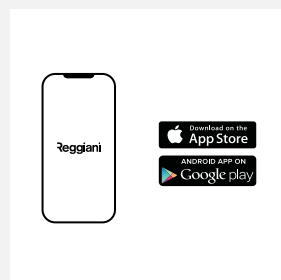
IT Per offrire un sistema di controllo personalizzabile, abbiamo integrato la tecnologia Bluetooth nei prodotti del sistema 48V. Potrai regolare l'illuminazione di singoli apparecchi o di gruppi, impostare timer e scene, e armonizzare la luce interna con l'illuminazione ambientale esterna. Scegli Yori con Bluetooth integrato o controlla il sistema 48V con il dispositivo Bluetooth Casambi.



EN Yori with built-in Bluetooth.
IT Yori con Bluetooth integrato:



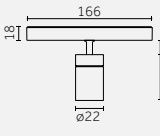
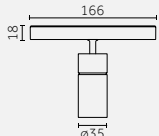
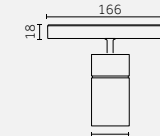
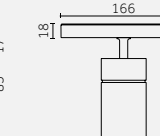
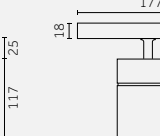
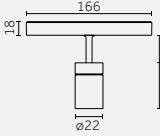
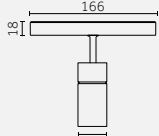
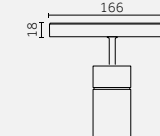
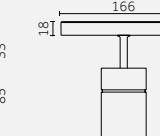
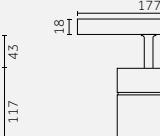



EN Casambi Bluetooth device.
IT Dispositivo Casambi per track



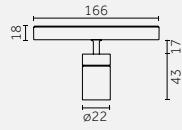
EN The Casambi APP can be downloaded directly from the Apple App Store and Google Play Store.
IT L'APP Casambi può essere scaricata direttamente da Apple App Store e Google Play Store.



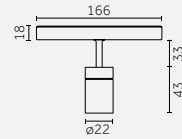
Technical info & codes

	Ø 22 mm	Ø 35 mm	Ø 43 mm	Ø 60 mm	Ø 75 mm
Yori Evo 48V					
	p.42	p.43	p.44-45	p.46-47	p.48-49
Yori Evo 48V Long Arm					
	p.42	p.43	p.44-45	p.46-47	p.48-49
△ Precision	Narrow (10°) Medium (28°) Wide (33°)	Narrow (11°) Medium (26°) Wide (33°)	Very narrow (8°) Narrow (16°) Medium (23°) Wide (34°)	Very narrow (8°) Narrow (12°) Medium (20°) Wide (31°)	Very narrow (7°) Narrow (12°) Medium (23°)
△ Performance			Narrow (14°) Medium (21°) Wide (40°)	Narrow (13°) Medium (24°) Wide (39°)	Narrow (12°) Medium (23°) Wide (37°) Very wide (48°)
Light source/ Sorgente luminosa	POWER LED 2 W 245 lm - 286lm 2700 K; 3000 K; 4000 K CRI >90 On request: (3500K, CRI >90)	POWER LED 3,5 W; 7 W 355 lm - 720lm 2700 K; 3000 K; 4000 K CRI >90 On request: (3500K, CRI >90)	POWER LED 5 W; 10 W 550 lm - 1334 lm 2700 K; 3000 K; 4000 K CRI >90 On request: (3500K, CRI >90)  Tunable white (2700K-6500K)	POWER LED 9 W; 12 W; 17 W 665 lm - 2052 lm 2700 K; 3000 K; 4000 K CRI >90 On request: (3500K, CRI >90)  Tunable white (2700K-6500K)	POWER LED 17 W; 24 W; 28 W 1915 lm - 3356 lm 2700 K; 3000 K; 4000 K CRI >90 On request: (3500K, CRI >90)  Tunable white (2700K-6500K)

Ø 22 mm | Precision



Standard



Long arm



Code example:

0 - BN60 B - HW 12

Accessories: p.50
Track 48V: p. 159-170

Notes:
- In chart nominal Lumen/In tabella Lumen nominali.

Photometric data:
www.reggiani.net

2 W POWERLED Lumen delivered up to 87 lm / Lumen maintenance: L90 B10=50,000h


Driver	Version	Optics	LED	K	CRI	lm	SDCM	Finishes
0 On-Off	BN60 Standard arm	B 10° Narrow	HW	2700	>90	245	<3	12
D DALI	HN60 Long arm	E 28° Medium	HQ	3000	>90	264	<3	31
H Bluetooth		H 33° Wide	HN	4000	>90	286	<3	Special
				On request: 3500K (CRI >90)				01
								B0
								C0
								D0
								E0
								L0
								M0
								N0
								T1



Yori Evo 48V
Standard arm for Track 48V:
Recessed (p.162-163)
Surface/Pendant (p.166-167)

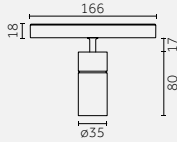


Yori Evo 48V
Long arm for Track 48V:
Deep Recessed (p.164-165)
Deep Surface/Pendant (p.168)
Deep Pendant-Indirect (p.169)
Deep Pendant-Double (p.170)

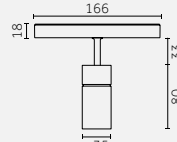


Yori Evo 48V
Standard arm / Long arm
for Traceline - Track 48V
visit reggiani.net

Ø 35 mm | Precision



Standard



Long arm



Code example:

O . **BR40** **B** . **HW** **12**

Accessories: p.51
Track 48V: p.159-170

Notes:
- In chart nominal Lumen/In tabella Lumen nominali.

Photometric data:
www.reggiani.net

3,5W POWER LED		Lumen delivered up to 290lm / Lumen maintenance: L90 B10=50,000h									
Driver	Version	Optics	LED	K	CRI	lm	SDCM	Finishes			
O On-Off	BR40 Standard	B 11° Narrow	HW	2700	>90	355	<3	12	Special		
D DALI	CR40 Longarm	E 26° Medium	HQ	3000	>90	357	<3	31	01	B0	C0
H Bluetooth		H 33° Wide	HN	4000	>90	405	<3		D0	E0	L0
			Onrequest: 3500K (CRI >90)						M0	N0	T1

7W POWER LED		Lumen delivered up to 290lm / Lumen maintenance: L90 B10=50,000h									
Driver	Version	Optics	LED	K	CRI	lm	SDCM	Finishes			
O On-Off	BR42 Standard	B 11° Narrow	HW	2700	>90	635	<3	12	Special		
D DALI	CR42 Longarm	E 26° Medium	HQ	3000	>90	669	<3	31	01	B0	C0
H Bluetooth		H 33° Wide	HN	4000	>90	720	<3		D0	E0	L0
			Onrequest: 3500K (CRI >90)						M0	N0	T1



Yori Evo 48V
Standard arm for Track 48V:
Recessed (p.162-163)
Surface/Pendant (p.166-167)

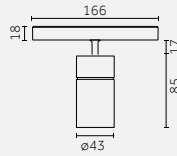


Yori Evo 48V
Long arm for Track 48V:
Deep Recessed (p.164-165)
Deep Surface/Pendant (p.168)
Deep Pendant-Indirect (p.169)
Deep Pendant-Double (p.170)

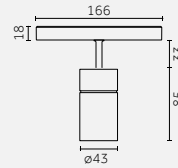


Yori Evo 48V
Standard arm / Long arm
for Traceline - Track 48V
visit reggiani.net

Ø 43 mm | Precision



Standard



Long arm



Code example:
0 - **DR41** **A** - **HW** **12**

Accessories: p. 52
 Track 48V: p. 159-170

Notes:
 - In chart nominal Lumen/In tabella Lumen nominali.

Photometric data:
www.reggiani.net

5W POWERLED Lumen delivered up to 535lm / Lumen maintenance: L90 B10=50,000h

Driver	Version	Optics	LED	K	CRI	lm	SDCM	Finishes
0 On-Off	DR41 Standard	A 8° Very narrow	HW 2700	>90	550	<3	12	
D DALI	FR41 Longarm	B 16° Narrow	HQ 3000	>90	594	<3	31	
H Bluetooth		E 23° Medium	HN 4000	>90	640	<3	Special	
		H 34° Wide*	Onrequest: 3500K (CRI >90) ● Tunable white: (2700K-6500K)*				01	
							B0	
							C0	
							D0	
							E0	
							L0	
							M0	
							N0	
							T1	

10W POWERLED Lumen delivered up to 1070lm / Lumen maintenance: L90 B10=50,000h

Driver	Version	Optics	LED	K	CRI	lm	SDCM	Finishes
0 On-Off	DR43 Standard	A 8° Very narrow	HW 2700	>90	1155	<3	12	
D DALI	FR43 Longarm	B 16° Narrow	HQ 3000	>90	1238	<3	31	
H Bluetooth		E 23° Medium	HN 4000	>90	1334	<3		
		H 34° Wide*	Onrequest: 3500K (CRI >90) ● Tunable white: (2700K-6500K)*					



Yori Evo 48V
 Standard arm for Track 48V:
 Recessed (p.162-163)
 Surface/Pendant (p.166-167)

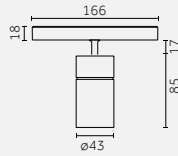


Yori Evo 48V
 Long arm for Track 48V:
 Deep Recessed (p.164-165)
 Deep Surface/Pendant (p.168)
 Deep Pendant-Indirect (p.169)
 Deep Pendant-Double (p.170)

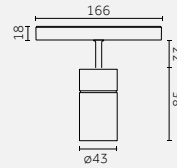


Yori Evo 48V
 Standard arm / Long arm
 for Traceline - Track 48V:
 visit reggiani.net

Ø 43 mm | Performance



Standard



Long arm



Code example:

0 . **DR51** **A** . **HW** **12**

Accessories: p. 53
Track 48V: p. 159-170
Finishes: p. 56-57

Notes:
- In chart nominal Lumen/ In tabella Lumen nominali.

Photometric data:
www.reggiani.net

5 W POWER LED		Lumen delivered up to 517lm / Lumen maintenance: L90 B10=50,000h							
Driver	Version	Optics	LED	K	CRI	lm	SDCM	Finishes	
0 On-Off	DR51 Standard	B 14° Narrow	HW	2700	>90	550	<3	12	
D DALI	FR51 Longarm	E 21° Medium	HQ	3000	>90	594	<3	31	
H Bluetooth		H 40° Wide	HN	4000	>90	640	<3	Special	
				Onrequest: 3500K (CRI>90)				01	
								B0	
								C0	
								D0	
								E0	
								L0	
								M0	
								N0	
								T1	

10 W POWER LED		Lumen delivered up to 1035 lm / Lumen maintenance: L90 B10=50,000h							
Driver	Version	Optics	LED	K	CRI	lm	SDCM	Finishes	
0 On-Off	DR53 Standard	B 14° Narrow	HW	2700	>90	1155	<3	12	
D DALI	FR53 Longarm	E 21° Medium	HQ	3000	>90	1238	<3	31	
H Bluetooth		H 40° Wide	HN	4000	>90	1334	<3		
				Onrequest: 3500K (CRI>90)					



Yori Evo 48V
Standard arm for Track 48V:
Recessed (p.162-163)
Surface/Pendant (p.166-167)

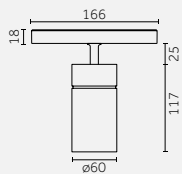


Yori Evo 48V
Long arm for Track 48V:
Deep Recessed (p.164-165)
Deep Surface/Pendant (p.168)
Deep Pendant-Indirect (p.169)
Deep Pendant-Double (p.170)

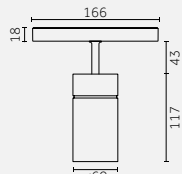


Yori Evo 48V
Standard arm / Long arm
for Traceline - Track 48V:
visit reggiani.net

Ø 60 mm | Precision



Standard



Longarm



Code example:

0 - KN62 A - HW 01

Accessories: p. 54
Track 48V: p. 159-170

Notes:
- In chart nominal Lumen/In tabella Lumen nominali.

Photometric data:
www.reggiani.net

9 W		COBLED		Lumen delivered up to 1020 lm / Lumen maintenance: L90 B10=50,000h						
Driver	Version	Optics	LED	K	CRI	lm	SDCM	Finishes		
0 On-Off	KN62 Standard	A 8° Very narrow	HW	2700	>90	665	<3	12		
D DALI	YN62 Longarm		HQ	3000	>90	665	<3	31		
H Bluetooth			HN	4000	>90	717	<3	Special		
			On request: 3500K (CRI >90)					01		
								B0		
								C0		
								D0		
								E0		
								L0		
								M0		
								N0		
								T1		

12 W		COBLED		Lumen delivered up to 1315 lm / Lumen maintenance: L90 B10=50,000h						
Driver	Version	Optics	LED	K	CRI	lm	SDCM	Finishes		
0 On-Off	DN63 Standard	B 12° Narrow	HW	2700	>90	1345	<2	12		
D DALI	KN63 Longarm	E 20° Medium	HQ	3000	>90	1345	<2	31		
H Bluetooth		H 31° Wide*	HN	4000	>90	1520	<3	Special		
			On request: 3500K (CRI >90)					01		
			Tunable white: (2700K-6500K)*					B0		
								C0		
								D0		
								E0		
								L0		
								M0		
								N0		
								T1		

17 W		COBLED		Lumen delivered up to 1779 lm / Lumen maintenance: L90 B10=50,000h						
Driver	Version	Optics	LED	K	CRI	lm	SDCM	Finishes		
0 On-Off	DN64 Standard	B 12° Narrow	HW	2700	>90	1816	<2	12		
D DALI	KN64 Longarm	E 20° Medium	HQ	3000	>90	1816	<2	31		
H Bluetooth		H 31° Wide	HN	4000	>90	2052	<3	Special		
			On request: 3500K (CRI >90)					01		



Yori Evo 48V
Standard arm for Track 48V:
Recessed (p.162-163)
Surface/Pendant (p.166-167)

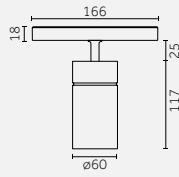


Yori Evo 48V
Longarm for Track 48V:
Deep Recessed (p.164-165)
Deep Surface/Pendant (p.168)
Deep Pendant-Indirect (p.169)
Deep Pendant-Double (p.170)

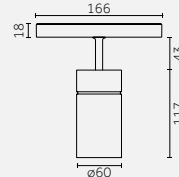


Yori Evo 48V
Standard arm / Long arm
for Traceline - Track 48V:
visit reggiani.net

Ø 60 mm | Performance



Standard



Longarm



Code example:

0 . **DN73** **B** . **HW** **01**


Accessories: p.55
Track 48V: p.159-170

Notes:
- In chart nominal Lumen/ In tabella Lumen nominali.

Photometric data:
www.reggiani.net

12 W POWER LED Lumen delivered up to 1476 lm / Lumen maintenance: L90 B10=50,000h

Driver	Version	Optics	LED	K	CRI	lm	SDCM	Finishes	
0 On-Off	DN73 Standard	B 13° Narrow	HW	2700	>90	1345	<2	12	
D DALI	KN73 Longarm	E 24° Medium	HQ	3000	>90	1345	<2	31	
H Bluetooth		H 39° Wide	HN	4000	>90	1520	<3	Special	
		K - Without optics	Onrequest: 3500K (CRI>90)						



17 W POWER LED Lumen delivered up to 1996 lm / Lumen maintenance: L90 B10=50,000h

Driver	Version	Optics	LED	K	CRI	lm	SDCM	Finishes	
0 On-Off	DN74 Standard	B 13° Narrow	HW	2700	>90	1816	<2	12	
D DALI	KN74 Longarm	E 24° Medium	HQ	3000	>90	1816	<2	31	
H Bluetooth		H 39° Wide	HN	4000	>90	2052	<3		
		K - Without optics	Onrequest: 3500K (CRI>90)						



Yori Evo 48V
Standard arm for Track 48V:
Recessed (p.162-163)
Surface/Pendant (p.166-167)

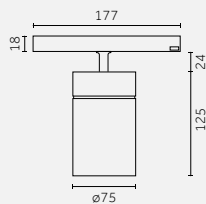


Yori Evo 48V
Long arm for Track 48V:
Deep Recessed (p.164-165)
Deep Surface/Pendant (p.168)
Deep Pendant-Indirect (p.169)
Deep Pendant-Double (p.170)

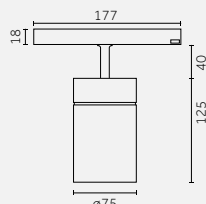


Yori Evo 48V
Standard arm / Long arm
for Traceline - Track 48V:
visit reggiani.net

Ø 75 mm | Precision



Standard



Longarm



Code example:

0 - 3N64 A - HW 12

Accessories: p. 56
Track 48V: p. 159-170

Notes:
- In chart nominal Lumen/In tabella Lumen nominali.

Photometric data:
www.reggiani.net

17 W		POWERLED		Lumen delivered up to 1771 lm / Lumen maintenance: L90 B10=50,000h																						
Driver	Version	Optics	LED	K	CRI	lm	SDCM	Finishes																		
0 On-Off	3N64 Standard	A 7° Very narrow	HW	2700	>90	1915	<3	12																		
D DALI	4N64 Longarm		HQ	3000	>90	2050	<3	31																		
H Bluetooth			HN	4000	>90	2165	<3	Special																		
Onrequest: 3500K (CRI >90)																										
<table border="0"> <tr><td>01</td><td></td></tr> <tr><td>B0</td><td></td></tr> <tr><td>C0</td><td></td></tr> <tr><td>D0</td><td></td></tr> <tr><td>E0</td><td></td></tr> <tr><td>L0</td><td></td></tr> <tr><td>M0</td><td></td></tr> <tr><td>N0</td><td></td></tr> <tr><td>T1</td><td></td></tr> </table>									01		B0		C0		D0		E0		L0		M0		N0		T1	
01																										
B0																										
C0																										
D0																										
E0																										
L0																										
M0																										
N0																										
T1																										

POWERLED		Lumen delivered up to 1771 lm / Lumen maintenance: L90 B10=50,000h																								
Driver	Version	Optics	LED	K	CRI	lm	SDCM	Finishes																		
0 On-Off	1N64 Standard	B 12° Narrow	HW	2700	>90	1915	<3	12																		
D DALI	2N64 Longarm	E 23° Medium	HQ	3000	>90	2050	<3	31																		
H Bluetooth		K - Without optics	HN	4000	>90	2165	<3	Special																		
Onrequest: 3500K (CRI >90)																										
<table border="0"> <tr><td>01</td><td></td></tr> <tr><td>B0</td><td></td></tr> <tr><td>C0</td><td></td></tr> <tr><td>D0</td><td></td></tr> <tr><td>E0</td><td></td></tr> <tr><td>L0</td><td></td></tr> <tr><td>M0</td><td></td></tr> <tr><td>N0</td><td></td></tr> <tr><td>T1</td><td></td></tr> </table>									01		B0		C0		D0		E0		L0		M0		N0		T1	
01																										
B0																										
C0																										
D0																										
E0																										
L0																										
M0																										
N0																										
T1																										

24 W		POWERLED		Lumen delivered up to 2388 lm / Lumen maintenance: L90 B10=50,000h						
Driver	Version	Optics	LED	K	CRI	lm	SDCM	Finishes		
0 On-Off	1N66 Standard	B 12° Narrow	HW	2700	>90	2624	<3	12		
D DALI	2N66 Longarm	E 23° Medium	HQ	3000	>90	2768	<3	31		
H Bluetooth		K - Without optics	HN	4000	>90	2988	<3	Special		
Onrequest: 3500K (CRI >90)										

28 W		POWERLED		Lumen delivered up to 2676 lm / Lumen maintenance: L90 B10=50,000h						
Driver	Version	Optics	LED	K	CRI	lm	SDCM	Finishes		
0 On-Off	1N67 Standard	B 12° Narrow	HW	2700	>90	2968	<3	12		
D DALI	2N67 Longarm	E 23° Medium	HQ	3000	>90	3075	<3	31		
H Bluetooth		K - Without optics	HN	4000	>90	3356	<3	Special		
Onrequest: 3500K (CRI >90)										



Yori Evo 48V
Standard arm for Track 48V:
Recessed (p.162-163)
Surface/Pendant (p.166-167)

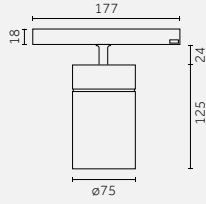


Yori Evo 48V
Longarm for Track 48V:
Deep Recessed (p.164-165)
Deep Surface/Pendant (p.168)
Deep Pendant-Indirect (p.169)
Deep Pendant-Double (p.170)

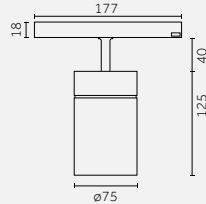


Yori Evo 48V
Standard arm / Long arm
for Traceline - Track 48V:
visit reggiani.net

Ø 75 mm | Performance



Standard



Long arm



Code example:

O - **1N74** **A** - **HW** **12**

Accessories: p. 57
Track 48V: p. 159-170

Notes:
- In chart nominal Lumen/ In tabella Lumen nominali.

Photometric data:
www.reggiani.net

17 W POWER LED		Lumen delivered up to 2111 lm / Lumen maintenance: L90B10=50,000h									
Driver	Version	Optics	LED	K	CRI	lm	SDCM	Finishes			
O On-Off	1N74 Standard	B 12° Narrow	HW	2700	>90	1915	<3	12			
D DALI	2N74 Longarm	E 23° Medium	HQ	3000	>90	2050	<3	31			
H Bluetooth		F 37° Wide*	HN	4000	>90	2165	<3			Special	
		H 48° Very wide*		Onrequest: 3500K (CRI >90)							
		K - Without optics		Tunable white: (2700K-6500K)*							
										01	
										BO	
										CO	
										DO	
										EO	
										LO	
										MO	
										NO	
										T1	

24 W POWER LED		Lumen delivered up to 2846 lm / Lumen maintenance: L90B10=50,000h									
Driver	Version	Optics	LED	K	CRI	lm	SDCM	Finishes			
O On-Off	1N76 Standard	B 12° Narrow	HW	2700	>90	2624	<3	12			
D DALI	2N76 Longarm	E 23° Medium	HQ	3000	>90	2768	<3	31			
H Bluetooth		F 37° Wide*	HN	4000	>90	2988	<3			Special	
		H 48° Very wide		Onrequest: 3500K (CRI >90)							
		K - Without optics		Tunable white: (2700K-6500K)*							

28 W POWER LED		Lumen delivered up to 3192 lm / Lumen maintenance: L90B10=50,000h									
Driver	Version	Optics	LED	K	CRI	lm	SDCM	Finishes			
O On-Off	1N77 Standard	B 12° Narrow	HW	2700	>90	2968	<3	12			
D DALI	2N77 Longarm	E 23° Medium	HQ	3000	>90	3075	<3	31			
H Bluetooth		F 37° Wide	HN	4000	>90	3356	<3			Special	
		H 48° Very wide		Onrequest: 3500K (CRI >90)							
		K - Without optics		Tunable white: (2700K-6500K)*							



Yori Evo 48V
Standard arm for Track 48V:
Recessed (p.162-163)
Surface/Pendant (p.166-167)



Yori Evo 48V
Long arm for Track 48V:
Deep Recessed (p.164-165)
Deep Surface/Pendant (p.168)
Deep Pendant-Indirect (p.169)
Deep Pendant-Double (p.170)















Yori Evo 48V
Standard arm / Long arm
for Traceline - Track 48V:
visit reggiani.net

Accessories














Yori Evo 48V | Ø 22 mm | Precision

Optics accessories/ Accessori ottiche

	Description	Code	Finishes		Description	Code	
	Colored glass filter 1 mm/ Filtro in vetro colorato 1 mm Holder included	<u>0.26700.00</u>	4A Red 5A Green 6A Blue 7A Pink 8A Yellow 9A Orange		Selective filter 3000K - 3500K / Filtro selettivo 3000K - 3500K Holder included	<u>0.26705.0000</u>	
	Selective filter 3000K - 2700K / Filtro selettivo 3000K - 2700K Holder included	<u>0.26701.0000</u>			Selective filter 3000K - 4000K / Filtro selettivo 3000K - 4000K Holder included	<u>0.26706.0000</u>	
	Selective filter 2700K - 2500K / Filtro selettivo 2700K - 2500K Holder included	<u>0.26702.0000</u>			Elliptical beam lens / Lente per fascio ellittico Holder included	<u>0.26707.0000</u>	
	Selective filter 2700K - 2200K / Filtro selettivo 2700K - 2200K Holder included	<u>0.26703.0000</u>			Opal lens / Lente opale Holder included	<u>0.26708.0000</u>	
	Selective filter 2700K - 2000K / Filtro selettivo 2700K - 2000K Holder included	<u>0.26704.0000</u>			Spread lens / Lente diffondente Holder included	<u>0.26709.0000</u>	
					Concentric circles / Cerchi concentrici Only for light beam B / Solo per fascio di luce B	<u>0.26582.00</u>	31 

Yori Evo 48V | Ø 35 mm | Precision

Optics accessories/ Accessori ottiche

	Description Colored glass filter 1 mm/ Filtro in vetro colorato 1 mm Holder included	Code <u>0.26710.00</u>	Finishes 4A Red 5A Green 6A Blue 7A Pink 8A Yellow 9A Orange		Description Selective filter 2700K - 2000K/ Filtro selettivo 2700K - 2000K Holder included	Code <u>0.26714.0000</u>
		Description Selective filter 3000K - 2700K / Filtro selettivo 3000K - 2700K Holder included			Code <u>0.26711.0000</u>	
	Description Selective filter 2700K - 2500K / Filtro selettivo 2700K - 2500K Holder included	Code <u>0.26712.0000</u>			Description Selective filter 3000K - 4000K / Filtro selettivo 3000K - 4000K Holder included	Code <u>0.26716.0000</u>
	Description Selective filter 2700K - 2200K / Filtro selettivo 2700K - 2200K Holder included	Code <u>0.26713.0000</u>			Description Elliptical beam lens / Lente per fascio ellittico Holder included	Code <u>0.26717.0000</u>
	Description Spread lens/ Lente diffondente Holder included	Code <u>0.26719.0000</u>			Description Opal lens/ Lente opale Holder included	Code <u>0.26718.0000</u>
	Description Concentric circles/ Cerchi concentrici Only for light beam B/ Solo per fascio di luce B	Code <u>0.26583.0000</u>	Finishes 31		Description Dense texture honeycomb louvre/ Griglia alveolare a maglia fitta Holder included	Code <u>0.26398.0000</u>
					Description Wide texture honeycomb louvre/ Griglia alveolare a maglia larga Holder included	Code <u>0.26399.0000</u>

















Yori Evo 48V | Ø 43 mm | Precision

Optics accessories/
Accessori ottiche

Image	Description	Code	Finishes	Image	Description	Code	Finishes
	Colored glass filter 1 mm/ Filtro in vetro colorato 1 mm Holder included	0.26400.00	4A Red 5A Green 6A Blue 7A Pink 8A Yellow 9A Orange		Wide texture honeycomb louvre/ Griglia alveolare a maglia larga Holder included	0.26448.0000	
	Colored gel slides (2 pieces)/ Vetrini per gel colorato (2 pezzi)/ Holder included	0.26408.0000			Elliptical beam lens / Lente per fascio ellittico Holder included	0.26456.0000	
	Selective filter 3000K - 2700K / Filtro selettivo 3000K - 2700K Holder included	0.26557.0000			Opal lens/ Lente opale Holder included	0.26460.0000	
	Selective filter 2700K - 2500K / Filtro selettivo 2700K - 2500K Holder included	0.26416.0000			Spread lens/ Lente diffondente Holder included	0.26468.0000	
	Selective filter 2700K - 2200K / Filtro selettivo 2700K - 2200K Holder included	0.26424.0000			Cross blade louvre/ Griglia a croce	0.26476.0000	
	Selective filter 2700K - 2000K / Filtro selettivo 2700K - 2000K Holder included	0.26432.0000			Barn doors/ Alette rompiflusso	0.26484.0000	
	Selective filter 3000K - 3500K / Filtro selettivo 3000K - 3500K Holder included	0.26565.0000			Snoot 45° asimmetrico/ 45° Asymmetric Snoot	0.26488.00	Finishes 12 <input type="checkbox"/> 31 <input type="checkbox"/>
	Selective filter 3000K - 4000K / Filtro selettivo 3000K - 4000K Holder included	0.26573.0000			Short snoot/ Cilindro corto	0.26556.00	Finishes 12 <input type="checkbox"/> 31 <input type="checkbox"/>
	Dense texture honeycomb louvre/ Griglia alveolare a maglia fitta Holder included	0.26440.0000			Concentric circles/ Cerchi concentrici Only for light beam A and B/ Solo per fascio di luce A e B	0.26584.00	Finishes 31 <input type="checkbox"/>







Yori Evo 48V | Ø 43 mm | Performance

Optics accessories/
Accessori ottiche

















Image	Description	Code	Finishes	Image	Description	Code	
	Colored glass filter 1 mm/ Filtro in vetro colorato 1 mm Holder included	<u>0.26401.00</u>	4A Red 5A Green 6A Blue 7A Pink 8A Yellow 9A Orange		Selective filter 3000K - 4000K / Filtro selettivo 3000K - 4000K Holder included	<u>0.26574.0000</u>	
	Colored gel slides (2 pieces)/ Vetrini per gel colorato (2 pezzi)/ Holder included	<u>0.26409.0000</u>			Dense texture honeycomb louvre/ Griglia alveolare a maglia fitta Holder included	<u>0.26441.0000</u>	
	Selective filter 3000K - 2700K / Filtro selettivo 3000K - 2700K Holder included	<u>0.26558.0000</u>			Wide texture honeycomb louvre/ Griglia alveolare a maglia larga Holder included	<u>0.26449.0000</u>	
	Selective filter 2700K - 2500K / Filtro selettivo 2700K - 2500K Holder included	<u>0.26417.0000</u>			Elliptical beam lens / Lente per fascio ellittico Holder included	<u>0.26492.0000</u>	
	Selective filter 2700K - 2200K / Filtro selettivo 2700K - 2200K Holder included	<u>0.26425.0000</u>			Opal lens/ Lente opale Holder included	<u>0.26461.0000</u>	
	Selective filter 2700K - 2000K / Filtro selettivo 2700K - 2000K Holder included	<u>0.26433.0000</u>			Spread lens/ Lente diffondente Holder included	<u>0.26469.0000</u>	
	Selective filter 2700K - 2000K / Filtro selettivo 2700K - 2000K Holder included	<u>0.26433.0000</u>			Cross blade louvre/ Griglia a croce Holder included	<u>0.26480.0000</u>	
	Selective filter 3000K - 3500K / Filtro selettivo 3000K - 3500K Holder included	<u>0.26566.0000</u>			Snoot 45° assimetrico/ 45° Asymmetric Snoot Holder included	<u>0.26496.00</u>	Finishes 12 31

Yori Evo 48V | Ø 60 mm | Precision

Interchangeable IOS optics/
Ottiche intercambiabili IOS

		Description Precision - Narrow beam/ Precision - Fascio stretto (12°- 12W, 17W)	Code <u>0.35125.0000</u>			Description Precision - Medium beam/ Precision - Fascio medio (20°- 12W, 17W)	Code <u>0.35126.0000</u>
		Description Precision - Wide beam/ Precision - Fascio largo (32°- 12W, 17W)	Code <u>0.35127.0000</u>				

Optics accessories/
Accessori ottiche

	Description Colored glass filter 1 mm/ Filtro in vetro colorato 1 mm Holder included	Code <u>0.26402.000</u>	Finishes 4A Red 5A Green 6A Blue 7A Pink 8A Yellow 9A Orange		Description Dense texture honeycomb louvre/ Griglia alveolare a maglia fitta Holder included	Code <u>0.26442.0000</u>	
	Description Wide texture honeycomb louvre/ Griglia alveolare a maglia larga Holder included	Code <u>0.26450.0000</u>			Description Elliptical beam lens / Lente per fascio ellittico Holder included	Code <u>0.26457.0000</u>	
	Description Colored gel slides (2 pieces)/ Vetri per gel colorato (2 pezzi)/ Holder included	Code <u>0.26410.0000</u>			Description Opal lens/ Lente opale Holder included	Code <u>0.26462.0000</u>	
	Description Selective filter 3000K - 2700K / Filtro selettivo 3000K - 2700K Holder included	Code <u>0.26559.0000</u>			Description Spread lens/ Lente diffondente Holder included	Code <u>0.26470.0000</u>	
	Description Selective filter 2700K - 2500K / Filtro selettivo 2700K - 2500K Holder included	Code <u>0.26418.0000</u>			Description Cross blade louvre/ Griglia a croce Holder included	Code <u>0.26477.0000</u>	
	Description Selective filter 2700K - 2200K / Filtro selettivo 2700K - 2200K Holder included	Code <u>0.26426.0000</u>			Description Barn doors/ Alette rompiflusso Holder included	Code <u>0.26485.0000</u>	
	Description Selective filter 2700K - 2000K / Filtro selettivo 2700K - 2000K Holder included	Code <u>0.26434.0000</u>			Description Snoot 45° asimmetrico/ 45° Asymmetric Snoot	Code <u>0.26489.00</u>	Finishes 12 31
	Description Selective filter 3000K - 3500K / Filtro selettivo 3000K - 3500K Holder included	Code <u>0.26567.0000</u>					
	Description Selective filter 3000K - 4000K / Filtro selettivo 3000K - 4000K Holder included	Code <u>0.26575.0000</u>					

Framing accessory/
Sagomatore







		Description Framing accessory, light shape - round/ Sagomatore, forma di luce - tonda	Code <u>0.26650.0021</u>			Description Framing accessory, light shape - square/ Sagomatore, forma di luce - quadrata	Code <u>0.26651.0021</u>
---	---	--	------------------------------------	---	--	--	------------------------------------

To be used without optics (Precision)/ Da utilizzare senza ottica (Precision)
Download the technical datasheet from the website reggiani.net/ Scarica la scheda tecnica dal sito reggiani.net
















To be used without optics (Precision)/ Da utilizzare senza ottica (Precision)
Download the technical datasheet from the website reggiani.net/ Scarica la scheda tecnica dal sito reggiani.net

Yori Evo 48V | Ø 60 mm | Performance

Interchangeable IOS optics/ Ottiche intercambiabili IOS

		Description Performance - Narrow beam/ Performance - Fascio stretto	Code <u>0.35145.0000</u>			Description Performance - Wide beam/ Performance - Fascio largo	Code <u>0.35147.0000</u>
		Description Performance - Medium beam/ Performance - Fascio medio	Code <u>0.35146.0000</u>				

Optics accessories/ Accessori ottiche

	Description Colored glass filter 1 mm/ Filtro in vetro colorato 1 mm Holder included	Code <u>0.26403.00</u>	Finishes 4A Red 5A Green 6A Blue 7A Pink 8A Yellow 9A Orange		Description Selective filter 3000K - 4000K / Filtro selettivo 3000K - 4000K Holder included	Code <u>0.26576.0000</u>	
	Description Colored gel slides (2 pieces)/ Vetrini per gel colorato (2 pezzi)/ Holder included	Code <u>0.26411.0000</u>			Description Dense texture honeycomb louvre/ Griglia alveolare a maglia fitta Holder included	Code <u>0.26443.0000</u>	
	Description Selective filter 3000K - 2700K / Filtro selettivo 3000K - 2700K Holder included	Code <u>0.26560.0000</u>			Description Wide texture honeycomb louvre/ Griglia alveolare a maglia larga Holder included	Code <u>0.26451.0000</u>	
	Description Selective filter 2700K - 2500K / Filtro selettivo 2700K - 2500K Holder included	Code <u>0.26419.0000</u>			Description Elliptical beam lens / Lente per fascio ellittico Holder included	Code <u>0.26493.0000</u>	
	Description Selective filter 2700K - 2200K / Filtro selettivo 2700K - 2200K Holder included	Code <u>0.26427.0000</u>			Description Opal lens/ Lente opale Holder included	Code <u>0.26463.0000</u>	
	Description Selective filter 2700K - 2000K / Filtro selettivo 2700K - 2000K Holder included	Code <u>0.26435.0000</u>			Description Spread lens/ Lente diffondente Holder included	Code <u>0.26471.0000</u>	
	Description Selective filter 3000K - 3500K / Filtro selettivo 3000K - 3500K Holder included	Code <u>0.26568.0000</u>			Description Cross blade louvre/ Griglia a croce	Code <u>0.26481.0000</u>	
					Description Snoot 45° asymmetric/ 45° Asymmetric Snoot	Code <u>0.26497.00</u>	Finishes 12 31

Framing accessory/ Sagomatore

		Description Framing accessory, light shape - round/ Sagomatore, forma di luce - tonda	Code <u>0.26650.0021</u>			Description Framing accessory, light shape - square/ Sagomatore, forma di luce - quadrata	Code <u>0.26651.0021</u>
---	---	--	------------------------------------	---	--	--	------------------------------------

To be used without optics (Performance)/ Da utilizzare senza ottica (Performance)
Download the technical datasheet from the website reggiani.net/ Scarica la scheda tecnica dal sito reggiani.net

















To be used without optics (Performance)/ Da utilizzare senza ottica (Performance)
Download the technical datasheet from the website reggiani.net/ Scarica la scheda tecnica dal sito reggiani.net

Yori Evo 48V | Ø 75 mm | Precision

Interchangeable IOS optics/ Ottiche intercambiabili IOS









		Description Precision - Narrow beam/ Precision - Fascio stretto (12°-17W, 24W, 28W)	Code <u>0.35130.0000</u>			Description Precision - Medium beam/ Precision - Fascio medio (23°-17W, 24W, 28W)	Code <u>0.35131.0000</u>
---	---	---	------------------------------------	---	--	---	------------------------------------

Optics accessories/ Accessori ottiche
















	Description	Code	Finishes		Description	Code
	Colored glass filter 1 mm/ Filtro in vetro colorato 1 mm Holder included	<u>0.26404.00</u>	4A Red 5A Green 6A Blue 7A Pink 8A Yellow 9A Orange		Dense texture honeycomb louvre/ Griglia alveolare a maglia fitta Holder included	<u>0.26444.0000</u>
	Description Colored gel slides (2 pieces)/ Vetrini per gel colorato (2 pezzi)/ Holder included	Code <u>0.26412.0000</u>			Description Wide texture honeycomb louvre/ Griglia alveolare a maglia larga Holder included	Code <u>0.26452.0000</u>
	Description Selective filter 3000K - 2700K / Filtro selettivo 3000K - 2700K Holder included	Code <u>0.26561.0000</u>			Description Elliptical beam lens / Lente per fascio ellittico Holder included	Code <u>0.26458.0000</u>
	Description Selective filter 2700K - 2500K / Filtro selettivo 2700K - 2500K Holder included	Code <u>0.26420.0000</u>			Description Opal lens/ Lente opale Holder included	Code <u>0.26464.0000</u>
	Description Selective filter 2700K - 2200K / Filtro selettivo 2700K - 2200K Holder included	Code <u>0.26428.0000</u>			Description Spread lens/ Lente diffondente Holder included	Code <u>0.26472.0000</u>
	Description Selective filter 2700K - 2000K / Filtro selettivo 2700K - 2000K Holder included	Code <u>0.26436.0000</u>			Description Cross blade louvre/ Griglia a croce Holder included	Code <u>0.26478.0000</u>
	Description Selective filter 3000K - 3500K / Filtro selettivo 3000K - 3500K Holder included	Code <u>0.26569.0000</u>			Description Barn doors/ Alette rompiflusso Holder included	Code <u>0.26486.0000</u>
	Description Selective filter 3000K - 4000K / Filtro selettivo 3000K - 4000K Holder included	Code <u>0.26577.0000</u>			Description Snoot 45° asimmetrico/ 45° Asymmetric Snoot Holder included	Code <u>0.26490.00</u>
						Finishes <u>12</u> <u>31</u>

Yori Evo 48V | Ø 75 mm | Performance


Interchangeable IOS optics/ Ottiche intercambiabili IOS

		Description Performance - Narrow beam/ Performance - Fascio stretto (12°- 17W, 24W, 28W)	Code <u>0.35150.0000</u>			Description Performance - Medium-wide beam/ Performance - Fascio medio largo (37°- 17W, 24W, 28W)	Code <u>0.35153.0000</u>
		Description Performance - Medium beam/ Performance - Fascio medio (23°- 17W, 24W, 28W)	Code <u>0.35151.0000</u>			Description Performance - Wide beam/ Performance - Fascio largo (48°- 17W, 24W, 28W)	Code <u>0.35152.0000</u>

Optics accessories/ Accessori ottiche

	Description Colored glass filter 1 mm/ Filtro in vetro colorato 1 mm Holder included	Code <u>0.26405.00</u>	Finishes 4A Red 5A Green 6A Blue 7A Pink 8A Yellow 9A Orange		Description Selective filter 3000K - 4000K / Filtro selettivo 3000K - 4000K Holder included	Code <u>0.26578.0000</u>	
	Description Colored gel slides (2 pieces)/ Vetrini per gel colorato (2 pezzi)/ Holder included	Code <u>0.26413.0000</u>			Description Dense texture honeycomb louvre/ Griglia alveolare a maglia fitta Holder included	Code <u>0.26445.0000</u>	
	Description Selective filter 3000K - 2700K / Filtro selettivo 3000K - 2700K Holder included	Code <u>0.26562.0000</u>			Description Wide texture honeycomb louvre/ Griglia alveolare a maglia larga Holder included	Code <u>0.26453.0000</u>	
	Description Selective filter 2700K - 2500K / Filtro selettivo 2700K - 2500K Holder included	Code <u>0.26421.0000</u>			Description Elliptical beam lens / Lente per fascio ellittico Holder included	Code <u>0.26494.0000</u>	
	Description Selective filter 2700K - 2200K / Filtro selettivo 2700K - 2200K Holder included	Code <u>0.26429.0000</u>			Description Opal lens/ Lente opale Holder included	Code <u>0.26465.0000</u>	
	Description Selective filter 2700K - 2000K / Filtro selettivo 2700K - 2000K Holder included	Code <u>0.26437.0000</u>			Description Spread lens/ Lente diffondente Holder included	Code <u>0.26473.0000</u>	
	Description Selective filter 3000K - 3500K / Filtro selettivo 3000K - 3500K Holder included	Code <u>0.26570.0000</u>			Description Cross blade louvre/ Griglia a croce Holder included	Code <u>0.26482.0000</u>	
					Description Snoot 45° asimetrico/ 45° Asymmetric Snoot	Code <u>0.26498.00</u>	Finishes 12 31



















Yori Evo 48V

Zoom

EN The Yori Evo 48V - Zoom is a perfect choice for accent lighting, featuring a knurled ring that enables smooth adjustment of the beam angle from 7° to 57° while preserving soft, even light distribution. Offered in Ø22mm, Ø35mm, Ø43mm, and Ø60mm sizes, the Yori Evo 48V Zoom adapts easily to a variety of lighting requirements.

IT Yori Evo 48V - Zoom è una soluzione eccellente per l'illuminazione d'accento. L'anello zigrinato sul proiettore permette l'aggiustamento del fascio di luce da 7° a 57° e garantisce una distribuzione morbida ed uniforme. Disponibile in Ø22mm, Ø35mm, Ø43mm, Ø60mm, Yori Evo 48V - Zoom si adatta alle diverse esigenze di illuminazione.



<p>Versions/ Versioni</p>			
<p>Yori Evo 48V - Zoom</p>	 <p>Yori Evo 48V - Zoom</p>	 <p>Yori Evo 48V - Zoom - Long Arm</p>	
<p>Finishes/ Finiture</p>	 <p>12 Embossed matte white/ Bianco opaco gofrato</p>	 <p>31 Embossed matte black/ Nero opaco gofrato</p>	
<p>Special finishes/ Finiture speciali</p>	 <p>01 Chrome/ Cromo</p>	 <p>B0 Royal matte black/ Nero opaco royal</p>	 <p>C0 Royal matte white/ Bianco opaco royal</p>
	 <p>D0 Brushed brass/ Ottone spazzolato</p>	 <p>E0 Brushed gold/ Oro spazzolato</p>	 <p>L0 Antiqued brushed bronze/ Bronzo antico spazzolato</p>
	 <p>M0 Brushed aluminium/ Alluminio spazzolato</p>	 <p>N0 Brushed copper/ Rame spazzolato</p>	 <p>T1 Anodized Bronze/ Bronzo Anodizzato</p>
<p>Adjustability/ Orientabilità</p>	 <p>Horizontal axis/ Asse orizzontale</p> <p>Vertical axis/ Asse verticale</p>		
<p>IP</p>	<p>20</p>		
<p>Control systems</p>	<p>On/Off, DALI, Bluetooth. On request: Dimmer on board, 0-10V</p>		
<p>Insulation class</p>	<p>⊕</p>		
<p>Certifications</p>	<p>CE UK ENEC</p>		



Ø22

7° ————— 14°

Ø35

9° ————— 21°

Ø43

13° ————— 37°

Ø60

12° ————— 57°

^{EN} The knurled ring on the projector allows to adjust the beam angle from 7° to 57° depending on fitting diameter.
^{IT} L'anello zigrinato sul proiettore permette l'orientamento del fascio da 7° a 57° in base al diametro.



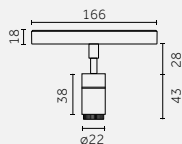
Yori Evo 48V - Zoom

Technical info & codes

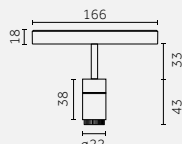
	Ø 22 mm	Ø 35 mm	Ø 43 mm	Ø 60 mm
Yori Evo 48V - Zoom	<p>p.68</p>	<p>p.68</p>	<p>p.69</p>	<p>p.69</p>
Yori Evo 48V - Zoom Long Arm	<p>p.68</p>	<p>p.68</p>	<p>p.69</p>	<p>p.69</p>
	Zoom (7° - 14°)	Zoom (9° - 21°)	Zoom (13°-37°)	Zoom (12°-57°)
Light source/ Sorgente luminosa	<p>POWER LED 2 W 140 lm - 145 lm 2700 K; 3000 K CRI >90</p> <p>On request: (3500K, CRI>90)</p>	<p>POWER LED 2,5 W 195 lm - 200 lm 2700 K; 3000 K CRI >90</p> <p>On request: (3500K, CRI>90)</p>	<p>POWER LED 4 W; 9 W 410 lm - 730 lm 2700 K; 3000 K CRI >90</p> <p>On request: (3500K, CRI>90)</p>	<p>POWER LED 12 W; 17 W 1370 lm - 1920 lm 2700 K; 3000 K CRI >90</p> <p>On request: (3500K, CRI>90)</p>

Ø 22mm | Precision

Risk 1 0.18 IP20 850° CE UK CA



Standard



Longarm



Code example:
0 - GP90 0 - HW 12

Track 48V: p. 159-170

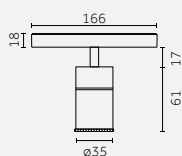

Notes:
- In chart nominal Lumen/ In tabella Lumen nominali.

Photometric data:
www.reggiani.net

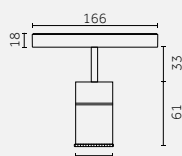
2 W		POWERLED		Lumen delivered up to 64lm / Lumen maintenance: L90 B10=50,000h						
Driver	Version	Optics zoom	LED	K	CRI	lm	SDCM	Finishes		
0 On-Off	GP90 Standard	0 7°-14°	HW	2700	>90	140	<3	12		
D DALI	HP90 Longarm		HQ	3000	>90	145	<3	31		
H Bluetooth			On request: 3500K (CRI >90)					Special		
								01		
								B0		
								C0		
								D0		
								E0		
								L0		
								M0		
								N0		
								T1		

Ø 35mm | Precision

Risk 1 0.25 IP20 850° CE UK CA



Standard



Longarm



Code example:
0 - LP91 0 - HW 12

Track 48V: p. 159-170

Notes:
- In chart nominal Lumen/ In tabella Lumen nominali.

Photometric data:
www.reggiani.net

2.5 W		POWERLED		Lumen delivered up to 108lm / Lumen maintenance: L90 B10=50,000h						
Driver	Version	Optics zoom	LED	K	CRI	lm	SDCM	Finishes		
0 On-Off	LP91 Standard	0 9°-21°	HW	2700	>90	195	<3	12		
D DALI	MP91 Longarm		HQ	3000	>90	200	<3	31		
H Bluetooth			On request: 3500K (CRI >90)					Special		
								01		
								B0		
								C0		
								D0		
								E0		
								L0		
								M0		
								N0		
								T1		



Yori Evo 48V - Zoom
Standard arm for Track 48V:
Recessed (p.162-163)
Surface/Pendant (p.166-167)

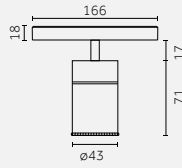


Yori Evo 48V - Zoom
Longarm for Track 48V:
Deep Recessed (p.164-165)
Deep Surface/Pendant (p.168)
Deep Pendant-Indirect (p.169)
Deep Pendant-Double (p.170)

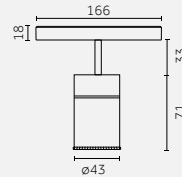


Yori Evo 48V - Zoom
Standard arm / Long arm
for Traceline - Track 48V:
visit reggiani.net

Ø 43mm | Precision



Standard



Long arm



Code example:

0 . **NP91** **0** . **HW** **12**

Track 48V: p. 159-170

Notes:

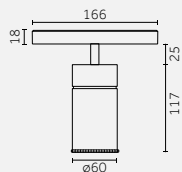
- In chart nominal Lumen/In tabella Lumen nominali.

Photometric data:
www.reggiani.net

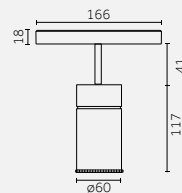
4 W POWER LED		Lumen delivered up to 233 lm / Lumen maintenance: L90 B10=50,000h									
Driver	Version	Optics zoom	LED	K	CRI	lm	SDCM	Finishes			
0 On-Off	NP91 Standard	0 13°-37°	HW	2700	>90	410	<3	12			
D DALI	PP91 Longarm		HQ	3000	>90	415	<3	31			
H Bluetooth			On request:			3500K (CRI >90)			01		
									B0		
									C0		
									D0		
									E0		
									L0		
									M0		
									N0		
									T1		

9 W POWER LED		Lumen delivered up to 456 lm / Lumen maintenance: L90 B10=50,000h									
Driver	Version	Optics	LED	K	CRI	lm	SDCM	Finishes			
0 On-Off	NP92 Standard	0 13°-37°	HW	2700	>90	725	<3	12			
D DALI	PP92 Longarm		HQ	3000	>90	730	<3	31			
H Bluetooth			On request:			3500K (CRI >90)			01		

Ø 60mm | Precision



Standard



Long arm



Code example:

0 . **RP93W** **0** . **HW** **12**

Track 48V: p. 159-170

Notes:

- In chart nominal Lumen/In tabella Lumen nominali.

Photometric data:
www.reggiani.net

12 W POWER LED		Lumen delivered up to 1037 lm / Lumen maintenance: L90 B10=50,000h									
Driver	Version	Optics zoom	LED	K	CRI	lm	SDCM	Finishes			
0 On-Off	RP93 Standard	0 12°-57°	HW	2700	>90	1370	<3	12			
D DALI	TP93 Longarm		HQ	3000	>90	1420	<3	31			
H Bluetooth			On request:			3500K (CRI >90)			01		
									B0		
									C0		
									D0		
									E0		
									L0		
									M0		
									N0		
									T1		

17 W POWER LED		Lumen delivered up to 1365 lm / Lumen maintenance: L90 B10=50,000h									
Driver	Version	Optics	LED	K	CRI	lm	SDCM	Finishes			
0 On-Off	RP94 Standard	0 12°-57°	HW	2700	>90	1870	<3	12			
D DALI	TP94 Longarm		HQ	3000	>90	1920	<3	31			
H Bluetooth			On request:			3500K (CRI >90)			01		



Yori Evo 48V - Zoom
Standard arm for Track 48V:
Recessed (p.162-163)
Surface/Pendant (p.166-167)



Yori Evo 48V - Zoom
Long arm for Track 48V:
Deep Recessed (p.164-165)
Deep Surface/Pendant (p.168)
Deep Pendant-Indirect (p.169)
Deep Pendant-Double (p.170)



Yori Evo 48V - Zoom
Standard arm / Long arm
for Traceline - Track 48V:
visit reggiani.net


Pendants













Yori Pendant 48V

Yori Pendant 48V

EN Yori Pendant 48V is a family of low-voltage track suspension fixtures. With a wide selection of finishes, color temperatures, and beam angles, they provide customized accent lighting solutions for any space.

IT Yori Pendant 48V è una famiglia di apparecchi a sospensione per binari a basso voltaggio. Con un'ampia scelta di finiture, temperature di colore e fasci di luce, permettono soluzioni d'illuminazione d'accento su misura per ogni spazio.



<p>Versions/ Versioni</p>			
<p>Yori Pendant 48V</p>	 <p>Yori Pendant 48V</p>		
<p>Finishes/ Finiture</p>	 <p>12 Embossed matte white/ Bianco opaco goffrato</p>	 <p>31 Embossed matte black/ Nero opaco goffrato</p>	
<p>Special finishes/ Finiture speciali</p>	 <p>01 Chrome/ Cromo</p>	 <p>B0 Royal matte black/ Nero opaco royal</p>	 <p>C0 Royal matte white/ Bianco opaco royal</p>
	 <p>D0 Brushed brass/ Ottone spazzolato</p>	 <p>E0 Brushed gold/ Oro spazzolato</p>	 <p>L0 Antiqued brushed bronze/ Bronzo antico spazzolato</p>
	 <p>M0 Brushed aluminium/ Alluminio spazzolato</p>	 <p>N0 Brushed copper/ Rame spazzolato</p>	 <p>T1 Anodized Bronze/ Bronzo Anodizzato</p>
<p>IP</p>	<p>20</p>		
<p>Control systems</p>	<p>On/Off, DALI. Bluetooth. On request: Dimmer on board, 0-10V</p>		
<p>Insulation class</p>	<p>III</p>		
<p>Certifications</p>	<p>CE UK ENEC</p>		





Yori Pendant 48V

EN Yori Pendant 48V allows you to personalize the light beam through the use of solid and hollow decorative cylinders that guarantee soft, diffused lighting to enable striking, elegant applications.

IT Yori Pendant 48V permette la personalizzazione del fascio di luce attraverso cilindri decorativi pieni e vuoti, che permettono un effetto luminoso morbido e diffuso, realizzando suggestivi scenari luminosi.




EN The hollow cylinders, on the other hand, guarantee a more precise light. With the Warm Dimming technology, the cylinders' colors adjust to the different color temperatures, creating even more unique and striking lighting scenarios.

IT I cilindri vuoti garantiscono una luce più precisa. Con la tecnologia Warm Dimming, i cilindri si colorano grazie alle diverse temperature di colore, realizzando scenari luminosi ancora più unici e suggestivi.

EN The solid decorative cylinders, thanks to the frosted external surface, guarantee a diffused light and a soft and wide beam, with a minimum glare. Ideal for elegant and out-of-the-ordinary lighting effects.

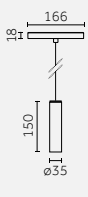
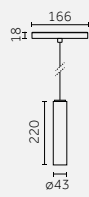
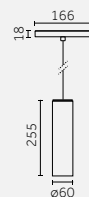
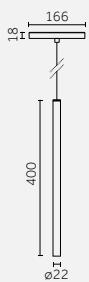
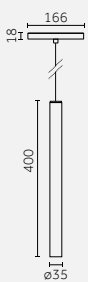
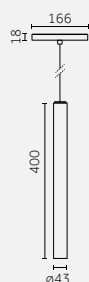
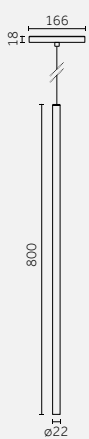
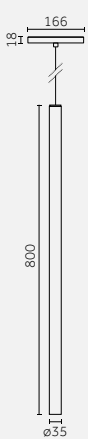

IT I cilindri decorativi pieni, grazie all'acidatura presente sulla parte esterna, garantiscono una luce diffusa e un fascio morbido, con un abbaglio minimo. Ideale per effetti di luce eleganti e non banali.

Diameter/ Diámetro	Length/ Lunghezza	
	Hollow opal cylinder/ Cilindro opale cavo	Solid opal cylinder/ Cilindro opale pieno
Ø 22 mm		
Ø 35 mm		
Ø 43 mm		
Ø 60 mm		

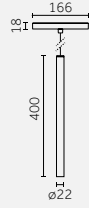


Yori Pendant 48V

Technical info & codes

	Ø 22 mm	Ø 35 mm	Ø 43 mm	Ø 60 mm
Yori Pendant 48V	 p.83	 p.85	 p.86	
	 p.82	 p.83	 p.85	
	 p.82	 p.84		
	Narrow (10°) Medium (28°) Wide (33°)	Narrow (11°) Medium (22°) Wide (33°)	Narrow (11°) Medium (22°) Wide (33°)	Very narrow (8°) Narrow (12°) Medium (20°) Wide (32°)
Light source/ Sorgente luminosa	POWER LED 2 W 245 lm - 286 lm 2700 K; 3000 K; 4000 K CRI >90 On request: (3500K, CRI >90)	POWER LED 3,5 W 355 lm - 405 lm 2700 K; 3000 K; 4000 K CRI >90 On request: (3500K, CRI >90)	POWER LED 5 W 550 lm - 640 lm 2700 K; 3000 K; 4000 K CRI >90 On request: (3500K, CRI >90)	POWER LED 9 W 725 lm - 1300 lm 2700 K; 3000 K; 4000 K CRI >90 On request: (3500K, CRI >90)

Ø 22 mm | H 400 mm



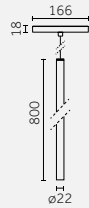
Code example:
0 - **PN60** **B** - **HW** **12**
Accessories: p.87
Track 48V: p. 159-170

Notes:
 - In chart nominal Lumen/ In tabella Lumen nominali.
 - Cable length 3mt/ Lunghezza cavo 3mt

Photometric data:
www.reggiani.net

2 W POWERLED		Lumen delivered up to 110lm / Lumen maintenance: L90 B10=50,000h						
Driver	Version	Optics	LED	K	CRI	lm	SDCM	Finishes
0 On-Off	PN60	B 10° Narrow	HW	2700	>90	245	<3	12
D DALI		E 28° Medium	HQ	3000	>90	264	<3	31
H Bluetooth		H 33° Wide	HN	4000	>90	286	<3	Special
On request: 3500K (CRI >90)								01
								B0
								C0
								D0
								E0
								L0
								M0
								N0
								T1

Ø 22 mm | H 800 mm



Code example:
0 - **QN60** **B** - **HW** **12**
Accessories: p.87
Track 48V: p. 159-170

Notes:
 - In chart nominal Lumen/ In tabella Lumen nominali.
 - Cable length 3mt/ Lunghezza cavo 3mt

Photometric data:
www.reggiani.net

2 W POWERLED		Lumen delivered up to 110lm / Lumen maintenance: L90 B10=50,000h						
Driver	Version	Optics	LED	K	CRI	lm	SDCM	Finishes
0 On-Off	QN60	B 10° Narrow	HW	2700	>90	245	<3	12
D DALI		E 28° Medium	HQ	3000	>90	264	<3	31
H Bluetooth		H 33° Wide	HN	4000	>90	286	<3	Special
On request: 3500K (CRI >90)								01
								B0
								C0
								D0
								E0
								L0
								M0
								N0
								T1



For Track 48V:
 Recessed (p.162-163)
 Surface/Pendant (p.166-167)

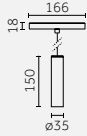



Deep Recessed (p.164-165)
 Deep Surface/Pendant (p.168)
 Deep Pendant-Indirect (p.169)
 Deep Pendant-Double (p.170)



For Traceline - Track 48V:
 visit reggiani.net

Ø 35 mm | H 150 mm



Code example:

0 . **TN61** **B** . **HW** **12**

Accessories: p.88
Track 48V: p.159-170

Notes:

- In chart nominal Lumen/ In tabella Lumen nominali.
- Cable length 3mt/ Lunghezza cavo 3mt

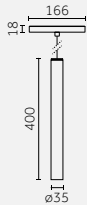
Photometric data:
www.reggiani.net

3,5 W POWERLED

Lumen delivered up to 290 lm / Lumen maintenance: L90 B10=50,000h

Driver	Version	Optics	LED	K	CRI	lm	SDCM	Finishes
O On-Off	TN61	B 11° Narrow	HW	2700	>90	355	<3	12
D DALI		E 22° Medium	HQ	3000	>90	357	<3	31
H Bluetooth		H 33° Wide	HN	4000	>90	405	<3	Special
Onrequest: 3500K (CRI>90)								O1
								B0
								C0
								D0
								E0
								L0
								M0
								N0
								T1

Ø 35 mm | H 400 mm



Code example:

0 . **UN61** **B** . **HW** **12**

Accessories: p.88
Track 48V: p.159-170

Notes:

- In chart nominal Lumen/ In tabella Lumen nominali.
- Cable length 3mt/ Lunghezza cavo 3mt

Photometric data:
www.reggiani.net

3,5 W POWERLED

Lumen delivered up to 290 lm / Lumen maintenance: L90 B10=50,000h

Driver	Version	Optics	LED	K	CRI	lm	SDCM	Finishes
O On-Off	UN61	B 11° Narrow	HW	2700	>90	355	<3	12
D DALI		E 22° Medium	HQ	3000	>90	357	<3	31
H Bluetooth		H 33° Wide	HN	4000	>90	405	<3	Special
Onrequest: 3500K (CRI>90)								O1
								B0
								C0
								D0
								E0
								L0
								M0
								N0
								T1



For Track 48V:
Recessed (p.162-163)
Surface/Pendant (p.166-167)

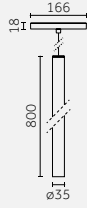


Deep Recessed (p.164-165)
Deep Surface/Pendant (p.168)
Deep Pendant-Indirect (p.169)
Deep Pendant-Double (p.170)



For Traceline - Track 48V:
visit reggiani.net

Ø 35 mm | H 800 mm



Code example:

0 - VN61 B - HW 12

Accessories: p.90
Track 48V: p. 159-170

Notes:

- In chart nominal Lumen/ In tabella Lumen nominali.
- Cable length 3mt/ Lunghezza cavo 3mt

Photometric data:
www.reggiani.net

3,5W POWERLED

Lumen delivered up to 290lm / Lumen maintenance: L90 B10=50,000h

Driver	Version	Optics	LED	K	CRI	lm	SDCM	Finishes
O On-Off	VN61	B 11° Narrow	HW	2700	>90	355	<3	12
D DALI		E 26° Medium	HQ	3000	>90	357	<3	31
H Bluetooth		H 33° Wide	HN	4000	>90	405	<3	Special
			On request: 3500K (CRI >90)					O1
								B0
								C0
								D0
								E0
								L0
								M0
								N0
								T1



For Track 48V:
Recessed (p.162-163)
Surface/Pendant (p.166-167)

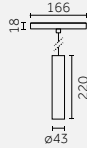


Deep Recessed (p.164-165)
Deep Surface/Pendant (p.168)
Deep Pendant-Indirect (p.169)
Deep Pendant-Double (p.170)



For Traceline - Track 48V:
visit reggiani.net

Ø 43mm | H 220mm



Code example:

O . **RN61** **B** . **HW** **12**

Accessories: p.90
Track 48V: p.158-166

Notes:

- In chart nominal Lumen/ In tabella Lumen nominali.
- Cable length 3mt/ Lunghezza cavo 3mt

9W available on request/
9W disponibili su richiesta

Photometric data:
www.reggiani.net

5 W POWER LED Lumen delivered up to 535 lm / Lumen maintenance: L90B10=50,000h

Driver	Version	Optics	LED	K	CRI	lm	SDCM	Finishes
O On-Off	RN61	A 8° Very narrow	HW	2700	>90	550	<3	12
D DALI		B 16° Narrow	HQ	3000	>90	594	<3	31
H Bluetooth		E 23° Medium	HN	4000	>90	640	<3	Special
		H 34° Wide		Onrequest: 3500K (CRI>90)				01
								B0
								C0
								D0
								E0
								L0
								M0
								N0
								T1

Ø 43mm | H 400mm



Code example:

O . **SN61** **B** . **HW** **12**

Accessories: p.90
Track 48V: p. 159-170

Notes:

- In chart nominal Lumen/ In tabella Lumen nominali.
- Cable length 3mt/ Lunghezza cavo 3mt

10W available on request/
10W disponibili su richiesta

Photometric data:
www.reggiani.net

5 W POWER LED Lumen delivered up to 535 lm / Lumen maintenance: L90B10=50,000h

Driver	Version	Optics	LED	K	CRI	lm	SDCM	Finishes
O On-Off	SN61	A 8° Very narrow	HW	2700	>90	550	<3	12
D DALI		B 16° Narrow	HQ	3000	>90	594	<3	31
H Bluetooth		E 23° Medium	HN	4000	>90	640	<3	Special
		H 34° Wide		Onrequest: 3500K (CRI>90)				01
								B0
								C0
								D0
								E0
								L0
								M0
								N0
								T1



For Track 48V:
Recessed (p.162-163)
Surface/Pendant (p.166-167)

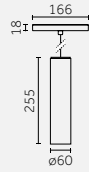


Deep Recessed (p.164-165)
Deep Surface/Pendant (p.168)
Deep Pendant-Indirect (p.169)
Deep Pendant-Double (p.170)



For Traceline - Track 48V:
visit reggiani.net

Ø 60 mm | H 255 mm



Code example:
0 . **XN62** **A** . **HW** **12**
Accessories: p.86
Track 48V: p. 159-170

Notes:
 - In chart nominal Lumen/ In tabella Lumen nominali.
 - Cable length 3mt/ Lunghezza cavo 3mt

Photometric data:
www.reggiani.net

9W COB LED Lumen delivered up to 772 lm / Lumen maintenance: L90 B10=50,000h

Driver	Version	Optics	LED	K	CRI	lm	SDCM	Finishes
0 On-Off	XN62	A 8° Very narrow	HW	2700	>90	725	<3	12
D DALI			HQ	3000	>90	730	<3	31
H Bluetooth			HN	4000	>90	840	<3	Special
Onrequest: 3500K (CRI >90)								01
								B0
								C0
								D0
								E0
								L0
								M0
								N0
								T1

COB LED Lumen delivered up to 1115 lm / Lumen maintenance: L90 B10=50,000h

Driver	Version	Optics	LED	K	CRI	lm	SDCM	Finishes
0 On-Off	ZN62	B 12° Narrow	HW	2700	>90	1050	<2	12
D DALI		E 20° Medium	HQ	3000	>90	1100	<2	31
H Bluetooth		H 32° Wide	HN	4000	>90	1300	<3	
Onrequest: 3500K (CRI >90)								



For Track 48V:
 Recessed (p.162-163)
 Surface/Pendant (p.166-167)



Deep Recessed (p.164-165)
 Deep Surface/Pendant (p.168)
 Deep Pendant-Indirect (p.169)
 Deep Pendant-Double (p.170)



For Traceline - Track 48V:
 visit reggiani.net

Accessories

Yori Pendant 48V | Ø 22mm

Optics accessories/ Accessori ottiche














	Description Colored glass filter 1 mm/ Filtro in vetro colorato 1 mm Holder included	Code <u>0.26700.00</u>	Finishes 4A Red 5A Green 6A Blue 7A Pink 8A Yellow 9A Orange		Description Selective filter 3000K - 3500K / Filtro selettivo 3000K - 3500K Holder included	Code <u>0.26705.0000</u>	
	Description Selective filter 3000K - 2700K / Filtro selettivo 3000K - 2700K Holder included	Code <u>0.26701.0000</u>			Description Selective filter 3000K - 4000K / Filtro selettivo 3000K - 4000K Holder included	Code <u>0.26706.0000</u>	
	Description Selective filter 2700K - 2500K / Filtro selettivo 2700K - 2500K Holder included	Code <u>0.26702.0000</u>			Description Elliptical beam lens / Lente per fascio ellittico Holder included	Code <u>0.26707.0000</u>	
	Description Selective filter 2700K - 2200K / Filtro selettivo 2700K - 2200K Holder included	Code <u>0.26703.0000</u>			Description Opal lens / Lente opale Holder included	Code <u>0.26708.0000</u>	
	Description Selective filter 2700K - 2000K / Filtro selettivo 2700K - 2000K Holder included	Code <u>0.26704.0000</u>			Description Spread lens / Lente diffondente Holder included	Code <u>0.26709.0000</u>	
					Description Concentric circles / Cerchi concentrici Only for light beam B / Solo per fascio di luce B	Code <u>0.26582.00</u>	Finishes 31

Decorative accessories/ Accessori decorativi


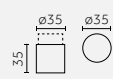




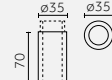
		Description Cylinder, solid version (Ø 22 mm, h 22 mm) / Cilindro versione piena (Ø 22 mm, h 22 mm)	Code <u>0.26040.0000</u>			Description Cylinder, solid version (Ø 22 mm, h 80 mm) / Cilindro versione piena (Ø 22 mm, h 80 mm)	Code <u>0.26041.0000</u>
--	--	--	------------------------------------	--	--	--	------------------------------------

Yori Pendant 48V | Ø 35 mm

Optics accessories/
Accessori ottiche

Description	Code	Finishes	Description	Code
 Colored glass filter 1 mm/ Filtro in vetro colorato 1 mm Holder included	0.26710.00	4A Red 5A Green 6A Blue 7A Pink 8A Yellow 9A Orange	 Selective filter 3000K - 4000K/ Filtro selettivo 3000K - 4000K Holder included	0.26716.0000
 Selective filter 3000K - 2700K/ Filtro selettivo 3000K - 2700K Holder included	0.26711.0000		 Elliptical beam lens/ Lente per fascio ellittico Holder included	0.26717.0000
 Selective filter 2700K - 2500K/ Filtro selettivo 2700K - 2500K Holder included	0.26712.0000		 Opal lens/ Lente opale Holder included	0.26718.0000
 Selective filter 2700K - 2200K/ Filtro selettivo 2700K - 2200K Holder included	0.26713.0000		 Spread lens/ Lente diffondente Holder included	0.26719.0000
 Selective filter 2700K - 2000K/ Filtro selettivo 2700K - 2000K Holder included	0.26714.0000		 Concentric circles/ Cerchi concentrici Only for light beam B/ Solo per fascio di luce B	0.26583.00 31
 Selective filter 3000K - 3500K/ Filtro selettivo 3000K - 3500K Holder included	0.26715.0000		 Dense texture honeycomb louvre/ Griglia alveolare a maglia fitta Holder included	0.26398.0000
			 Wide texture honeycomb louvre/ Griglia alveolare a maglia larga Holder included	0.26399.0000

Decorative accessories/
Accessori decorativi

  Cylinder, solid version (Ø 35 mm, h 35 mm)/ Cilindro versione piena (Ø 35 mm, h 35 mm)	0.26042.0000	  Cylinder, hollow version (Ø 35 mm, h 35 mm)/ Cilindro versione cava (Ø 35 mm, h 35 mm)	0.26044.0000
  Cylinder, solid version (Ø 35 mm, h 70 mm)/ Cilindro versione piena (Ø 35 mm, h 70 mm)	0.26043.0000	  Cylinder, hollow version (Ø 35 mm, h 70 mm)/ Cilindro versione cava (Ø 35 mm, h 70 mm)	0.26045.0000

Yori Pendant 48V | Ø 43 mm

Optics accessories/
Accessori ottiche

















Image	Description	Code	Finishes	Image	Description	Code	Finishes
	Colored glass filter 1 mm/ Filtro in vetro colorato 1 mm Holder included	0.26400.00	4A Red 5A Green 6A Blue 7A Pink 8A Yellow 9A Orange		Wide texture honeycomb louvre/ Griglia alveolare a maglia larga Holder included	0.26448.0000	
	Colored gel slides (2 pieces)/ Vetrini per gel colorato (2 pezzi) Holder included	0.26408.0000			Elliptical beam lens / Lente per fascio ellittico Holder included	0.26456.0000	
	Selective filter 3000K - 2700K / Filtro selettivo 3000K - 2700K Holder included	0.26557.0000			Opal lens/ Lente opale Holder included	0.26460.0000	
	Selective filter 2700K - 2500K / Filtro selettivo 2700K - 2500K Holder included	0.26416.0000			Spread lens/ Lente diffondente Holder included	0.26468.0000	
	Selective filter 2700K - 2200K / Filtro selettivo 2700K - 2200K Holder included	0.26424.0000			Cross blade louvre/ Griglia a croce	0.26476.0000	
	Selective filter 2700K - 2000K / Filtro selettivo 2700K - 2000K Holder included	0.26432.0000			Barn doors/ Alette rompiflusso	0.26484.0000	
	Selective filter 3000K - 3500K / Filtro selettivo 3000K - 3500K Holder included	0.26565.0000			Snoot 45° assimetrico/ 45° Asymmetric Snoot	0.26488.00	12 31
	Selective filter 3000K - 4000K / Filtro selettivo 3000K - 4000K Holder included	0.26573.0000			Short snoot/ Cilindro corto	0.26556.00	12 31
	Dense texture honeycomb louvre/ Griglia alveolare a maglia fitta Holder included	0.26440.0000			Concentric circles/ Cerchi concentrici Only for light beam A and B/ Solo per fascio di luce A e B	0.26584.00	31

Decorative accessories/
Accessori decorativi


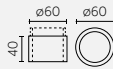
Image	Description	Code	Image	Description	Code
	Cylinder, solid version (Ø 43 mm, h 43 mm)/ Cilindro versione piena (Ø 43 mm, h 43 mm)	0.26162.0000		Cylinder, hollow version (Ø 43 mm, h 43 mm)/ Cilindro versione cava (Ø 43 mm, h 43 mm)	0.26164.0000
	Cylinder, solid version (Ø 43 mm, h 86 mm)/ Cilindro versione piena (Ø 43 mm, h 86 mm)	0.26163.0000		Cylinder, hollow version (Ø 43 mm, h 86 mm)/ Cilindro versione cava (Ø 43 mm, h 86 mm)	0.26165.0000

Yori Pendant 48V | Ø 60 mm

Optics accessories/ Accessori ottiche

Description	Code	Finishes	Description	Code			
 <p>Colored glass filter 1 mm/ Filtro in vetro colorato 1 mm Holder included</p>	0.26402.00	4A Red 5A Green 6A Blue 7A Pink 8A Yellow 9A Orange	 <p>Dense texture honeycomb louvre/ Griglia alveolare a maglia fitta Holder included</p>	0.26442.0000			
 <p>Wide texture honeycomb louvre/ Griglia alveolare a maglia larga Holder included</p>	0.26410.0000		 <p>Elliptical beam lens / Lente per fascio ellittico Holder included</p>	0.26450.0000			
 <p>Colored gel slides (2 pieces)/ Vetrini per gel colorato (2 pezzi)/ Holder included</p>	0.26559.0000		 <p>Opal lens/ Lente opale Holder included</p>	0.26462.0000			
 <p>Selective filter 3000K - 2700K / Filtro selettivo 3000K - 2700K Holder included</p>	0.26418.0000		 <p>Spread lens/ Lente diffondente Holder included</p>	0.26470.0000			
 <p>Selective filter 2700K - 2500K / Filtro selettivo 2700K - 2500K Holder included</p>	0.26426.0000		 <p>Cross blade louvre/ Griglia a croce Holder included</p>	0.26477.0000			
 <p>Selective filter 2700K - 2200K / Filtro selettivo 2700K - 2200K Holder included</p>	0.26434.0000		 <p>Barn doors/ Alette rompiflusso Holder included</p>	0.26485.0000			
 <p>Selective filter 2700K - 2000K / Filtro selettivo 2700K - 2000K Holder included</p>	0.26567.0000		 <p>Snoot 45° asimmetrico/ 45° Asymmetric Snoot Not for codes/Non per codici: Yori Pendant Ghosttrack Yori Pendant 48V</p>	0.26489.00 <table border="1"> <thead> <tr> <th>Finishes</th> </tr> </thead> <tbody> <tr> <td>12</td> </tr> <tr> <td>31</td> </tr> </tbody> </table>	Finishes	12	31
Finishes							
12							
31							
 <p>Selective filter 3000K - 3500K / Filtro selettivo 3000K - 3500K Holder included</p>	0.26575.0000						
 <p>Selective filter 3000K - 4000K / Filtro selettivo 3000K - 4000K Holder included</p>							

Decorative accessories/ Accessori decorativi

  <p>Description Cylinder, hollow version (Ø 60 mm, h 40 mm)/ Cilindro versione cava (Ø 60 mm, h 40 mm)</p>	Code 0.26046.00
---	---------------------------




Linears

Incline 48V



^{EN} Incline 48V is available both in the standard and deep version: in the standard version, the driver is connected beside the product. In the deep version, the driver is connected at the back of the product and thus hidden inside the track.

^{IT} Incline 48V è disponibile sia in versione standard che deep: con la versione standard, il driver è collegato al prodotto e ne segue quindi la lunghezza. Con la versione deep, il driver è installato sul retro del prodotto e quindi nascosto all'interno del binario.




^{EN} Incline 48V is available in versions: Opal, Prismatic, Dark Performance (UGR<19), Dark Performance (UGR<15), Dark Performance Adjustable and Wall Washer. Asymmetric optic is available on request.

^{IT} Incline 48V è disponibile in versione: Opal, Prismatic, Dark Performance (UGR<19), Dark Performance (UGR<15), Dark Performance Adjustable e Wall Washer. Disponibile su richiesta anche ottica asimmetrica.

Standard version

Incline 48V Opal (p.102)



Incline 48V Prismatic (p.112)

Incline 48V Dark Performance (UGR<19) (p.118)



Incline 48V Dark Performance (UGR<15) (p.134)

Incline 48V Dark Performance Adjustable (p.142)



Incline 48V Wall Washer (p.150)

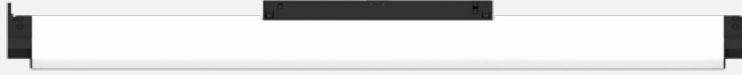


Deep version

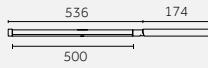

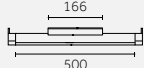
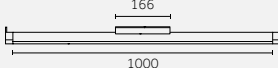
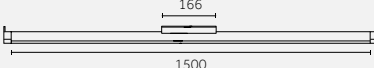
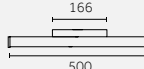


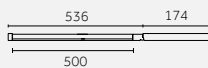
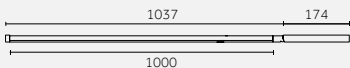
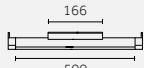
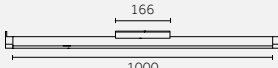
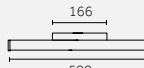

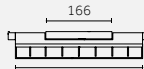
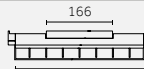
Incline 48V Opal
Deep



Incline 48V Opal
Deep (Drop)



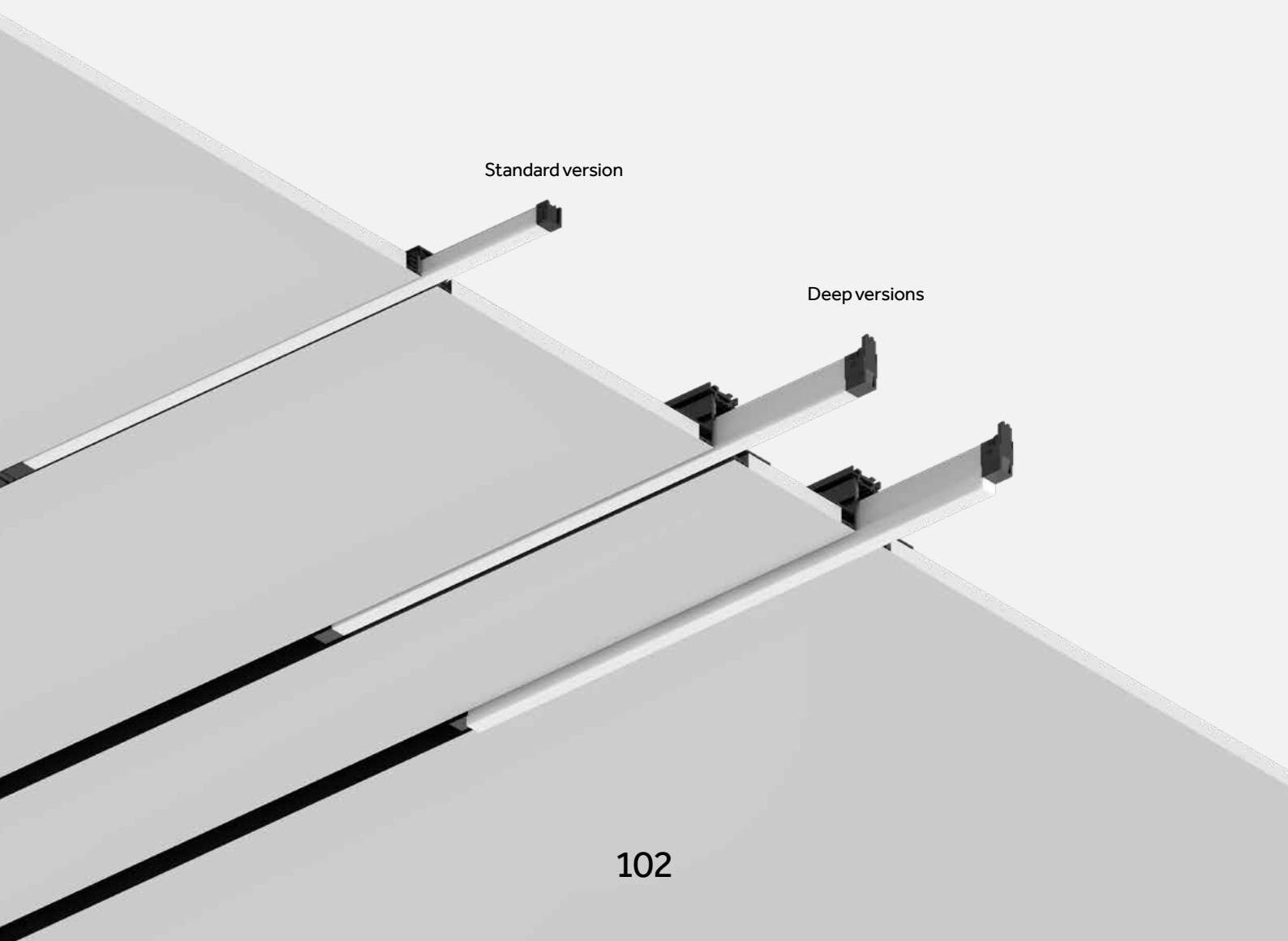
Incline 48V	Version	62,5 mm	125 mm	250 mm
 <p>Opal</p>	 Standard			
	 Deep Deep (Drop)			
 <p>Prismatic</p>	 Deep			
 <p>Dark Performance (UGR<19)</p>	 Standard	 <p>98 174 62.5</p> <p>p.128</p>	 <p>161 174 125</p> <p>p.128</p>	 <p>286 174 250</p> <p>p.128</p>
	 Deep	 <p>166 62.5</p> <p>p.129</p>	 <p>166 125</p> <p>p.129</p>	 <p>166 250</p> <p>p.129</p>
 <p>Dark Performance (UGR<15)</p>	 Deep			 <p>166 250</p> <p>p.141</p>
 <p>Dark Performance Adjustable</p>	 Standard		 <p>166 125</p> <p>p.148</p>	 <p>166 250</p> <p>p.148</p>
 <p>Wall Washer</p>	 Standard			 <p>166 250</p> <p>p.156</p>
	 Deep			 <p>166 250</p> <p>p.157</p>
 Beams		Dark Performance (UGR<19): 18°; 24°; 35°; 50°	Dark Performance (UGR<19); Dark Performance Adjustable: 18°; 24°; 35°; 50°	Dark Performance (UGR<19); Dark Performance Adjustable: 18°; 24°; 35°; 50° Dark Performance (UGR<15): 40° Wall Washer
Light source/ Sorgente luminosa Standard LEDs: 2700K, 3000K, 3500K CRI>90  Tunable White CRI>90: (Opal)				
	On request LEDs: 4000K CRI>90  Tunable White CRI>90: (Dark Performance (UGR<15))  Warm Dimming CRI>95: (Opal)			
		Dark Performance (UGR<19) 2 W (254 lm - 275 lm)	Dark Performance (UGR<19) 4 W (508 lm - 551 lm)	Dark Performance (UGR<19) 6 W (803 lm - 870 lm)
		Dark Performance (UGR<19) Deep 2 W; 3W (254 lm - 411 lm)	Dark Performance (UGR<19) Deep 4 W; 7W (508 lm - 882 lm)	Dark Performance (UGR<19) Deep 8 W; 14W (1017 lm - 1764 lm)
			Dark Performance Adjustable 7 W (859 lm - 931 lm)	Dark Performance (UGR<15) Deep 5 W (728 lm - 810 lm)
			Dark Performance Adjustable 14 W (1718 lm - 1862 lm)	
			Wall Washer 12 W (1642 lm - 1779 lm)	

500 mm	1000 mm	1500 mm
		
p.108	p.108	
		
p.109 / 110	p.109 / 110	p.109 / 110
		
p.117	p.117	p.117
		
p.128	p.128	
		
p.130	p.130	
		
p.141	p.141	
		
p.156		
		
p.157		
<p>Opal: 114°, Opal Drop: 165°/108° Prismatic: 59°/91° Dark Performance (UGR<19): 18°; 24°; 35°; 50° Dark Performance (UGR<15): 40° Wall Washer</p>	<p>Opal: 114°, Opal Drop: 165°/108° Prismatic: 59°/91° Dark Performance (UGR<19): 18°; 24°; 35°; 50° Dark Performance (UGR<15): 40°</p>	<p>Opal: 114°, Opal Drop: 165°/108° Prismatic: 59°/91°</p>
<p>Incline 48V Opal 8 W (1152 lm - 1216 lm) Incline 48V Opal -Deep Incline 48V Opal -Deep (Drop) 9 W (1155 lm - 1684 lm) 10 W - Tunable white (1338 lm - 1412 lm)</p>	<p>Incline 48V Opal 16 W - 2304 lm - 2432 lm Incline 48V Opal -Deep Incline 48V Opal -Deep (Drop) 19 W (3110 lm - 3368 lm) 20 W Tunable white (2649 lm - 2796 lm)</p>	<p>Incline 48V Opal -Deep Incline 48V Opal -Deep (Drop) 28 W (4642 lm - 5027 lm) 30 W Tunable white (3934 lm - 4151 lm)</p>
<p>Prismatic Deep 9 W (1555 lm - 1684 lm)</p>	<p>Prismatic Deep 19 W (3110 lm - 3368 lm)</p>	<p>Prismatic Deep 28 W (4642 lm - 5027 lm)</p>
<p>Dark Performance (UGR<19) 11 W (1606 lm - 1740 lm) Dark Performance (UGR<19) Deep 11 W; 27 W (1606 lm - 3527 lm)</p>	<p>Dark Performance (UGR<19) 22 W (3212 lm - 3480 lm) Dark Performance (UGR<19) Deep 22 W (3212 lm - 3480 lm)</p>	
<p>Dark Performance (UGR<15) Deep 11 W (1456 lm - 1620 lm)</p>	<p>Dark Performance (UGR<15) Deep 22 W (2912 lm - 3240 lm)</p>	
<p>Wall Washer 24 W (3284 lm - 3558 lm)</p>		


Incline 48V Opal

EN Incline 48V Opal is the perfect solution for ambient lighting, guaranteeing a soft, homogeneous result. Incline 48V Opal is available for both standard and deep tracks, with a flush or drop diffuser that ensures a more diffused and aesthetic result, mitigating the "cave effect".

IT Incline 48V Opal è la soluzione perfetta per luce d'ambiente, garantendo un'illuminazione soft ed omogenea. Incline 48V Opal è disponibile sia per binari standard che per binari Deep, con diffusore a filo o in versione drop che assicura un risultato più diffuso ed estetico, attenuando "l'effetto caverna".





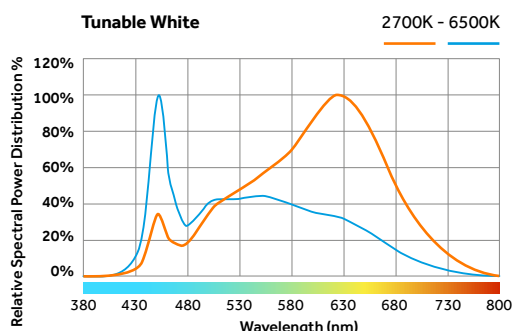


EN Incline 48V Deep comes with LED Tunable White Technology, offering flexibility of colour temperature between 2700K and 6500K. The Warm Dimming option is available on request.

IT Incline 48V Deep è disponibile con la tecnologia LED Tunable White, che offre una flessibilità di temperatura di colore da 2700K a 6500K. L'opzione Warm Dimming è disponibile su richiesta.



Tunable White 2700K - 6500K

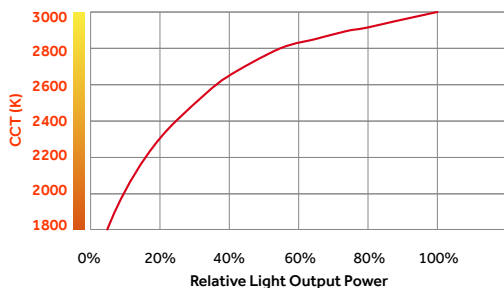


EN The spectral power distribution shows intensity of each wavelength (colour) emitted by the light source.

IT Lo spettro della distribuzione della potenza mostra l'intensità di ciascuna lunghezza d'onda (colore) emessa dalla sorgente luminosa.

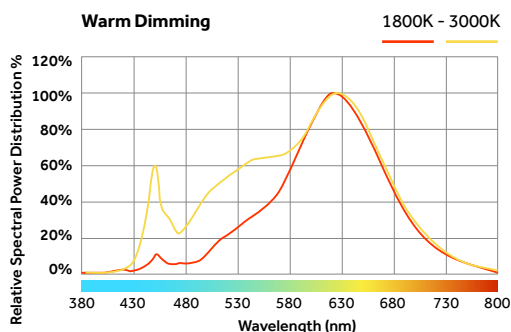


Warm Dimming (on request) 1800K - 3000K



EN Colour temperature (CCT) changes according to light output levels (relative Light Output Power) dictated by the current provided to the LED (forward current). The lower the lighting level, the warmer the CCT.

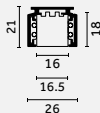
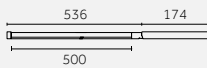

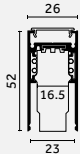
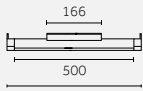
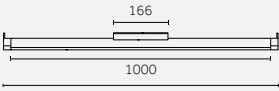
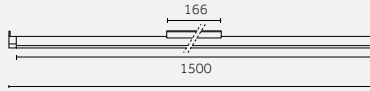
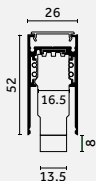
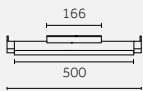
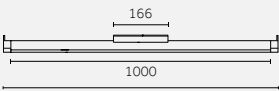
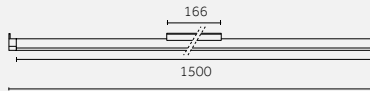







IT La temperatura colore cambia in base al livello di emissione luminosa definita dalla corrente del LED (corrente diretta). Più basso è il livello di illuminazione, più calda è la temperatura colore.



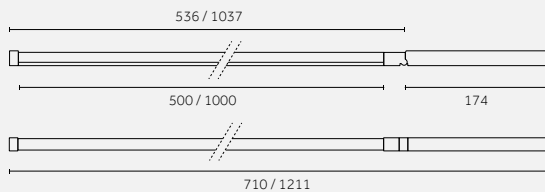

EN The spectral power distribution shows intensity of each wavelength (colour) emitted by the light source.

IT Lo spettro della distribuzione della potenza mostra l'intensità di ciascuna lunghezza d'onda (colore) emessa dalla sorgente luminosa.

Technical info & codes

	500mm	1000mm	1500mm
<p>Incline 48V Opal</p> 	 <p>p.108</p>	 <p>p.108</p>	
<p>Incline 48V Opal Deep</p> 	 <p>p.110</p>	 <p>p.110</p>	 <p>p.110</p>
<p>Incline 48V Opal Deep (Drop)</p> 	 <p>p.111</p>	 <p>p.111</p>	 <p>p.111</p>
	114°	114°	114°
<p>Light source/ Sorgente luminosa</p>	<p>Incline 48V Opal 8 W 1152 lm - 1216 lm 2700 K, 3000 K, 3500 K CRI >90 On request: (4000K, CRI >90)</p> <hr/> <p>Incline 48V Opal -Deep Incline 48V Opal -Deep (Drop) 9 W 1155 lm - 1684 lm 2700 K, 3000 K, 3500 K CRI >90  Tunable white 10 W 1338 lm - 1412 lm 2700 K-6500 K CRI >90 On request: (4000K, CRI >90)  Warm Dimming (1800K-3000K - CRI >95)</p>	<p>Incline 48V Opal 16 W 2304 lm - 2432 lm 2700 K, 3000 K, 3500 K CRI >90 On request: (4000K, CRI >90)</p> <hr/> <p>Incline 48V Opal -Deep Incline 48V Opal -Deep (Drop) 19 W 3110 lm - 3368 lm 2700 K, 3000 K, 3500 K CRI >90  Tunable white 20 W 2649 lm - 2796 lm 2700 K-6500 K CRI >90 On request: (4000K, CRI >90)  Warm Dimming (1800K-3000K - CRI >95)</p>	<p>Incline 48V Opal -Deep Incline 48V Opal -Deep (Drop) 28 W 4642 lm - 5027 lm 2700 K, 3000 K, 3500 K CRI >90  Tunable white 30 W 3934 lm - 4151 lm 2700 K-6500 K CRI >90 On request: (4000K, CRI >90)  Warm Dimming (1800K-3000K - CRI >95)</p>

Opal



16
I



Code example:

D . **BS92** **F** . **HW** **21**

Track 48V: p. 162-163 / 166-167

Notes:

- In chart nominal Lumen/In tabella Lumen nominali.

Photometric data:

www.reggiani.net

500 mm

8 W 19 W/m Lumen delivered up to 681 lm / Lumen maintenance: L70 B10=50,000h

Driver	Version	Length	Diffuser	Beam width	LED	K	CRI	lm	SDCM	Finishes
D DALI	BS92	500 mm	F Opal55%	114°	HW	2700	>90	1152	<3	21
					HQ	3000	>90	1216	<3	
					WQ	3500	>90	1216	<3	

On request:
4000K (CRI >90)

1000 mm

16 W 19 W/m Lumen delivered up to 1362 lm / Lumen maintenance: L70 B10=50,000h

Driver	Version	Length	Diffuser	Beam width	LED	K	CRI	lm	SDCM	Finishes
D DALI	BS94	1000 mm	F Opal55%	114°	HW	2700	>90	2304	<3	21
					HQ	3000	>90	2432	<3	
					WQ	3500	>90	2432	<3	

On request:
4000K (CRI >90)



For Track 48V:

Recessed (p.162-163)
Surface/Pendant (p.166-167)

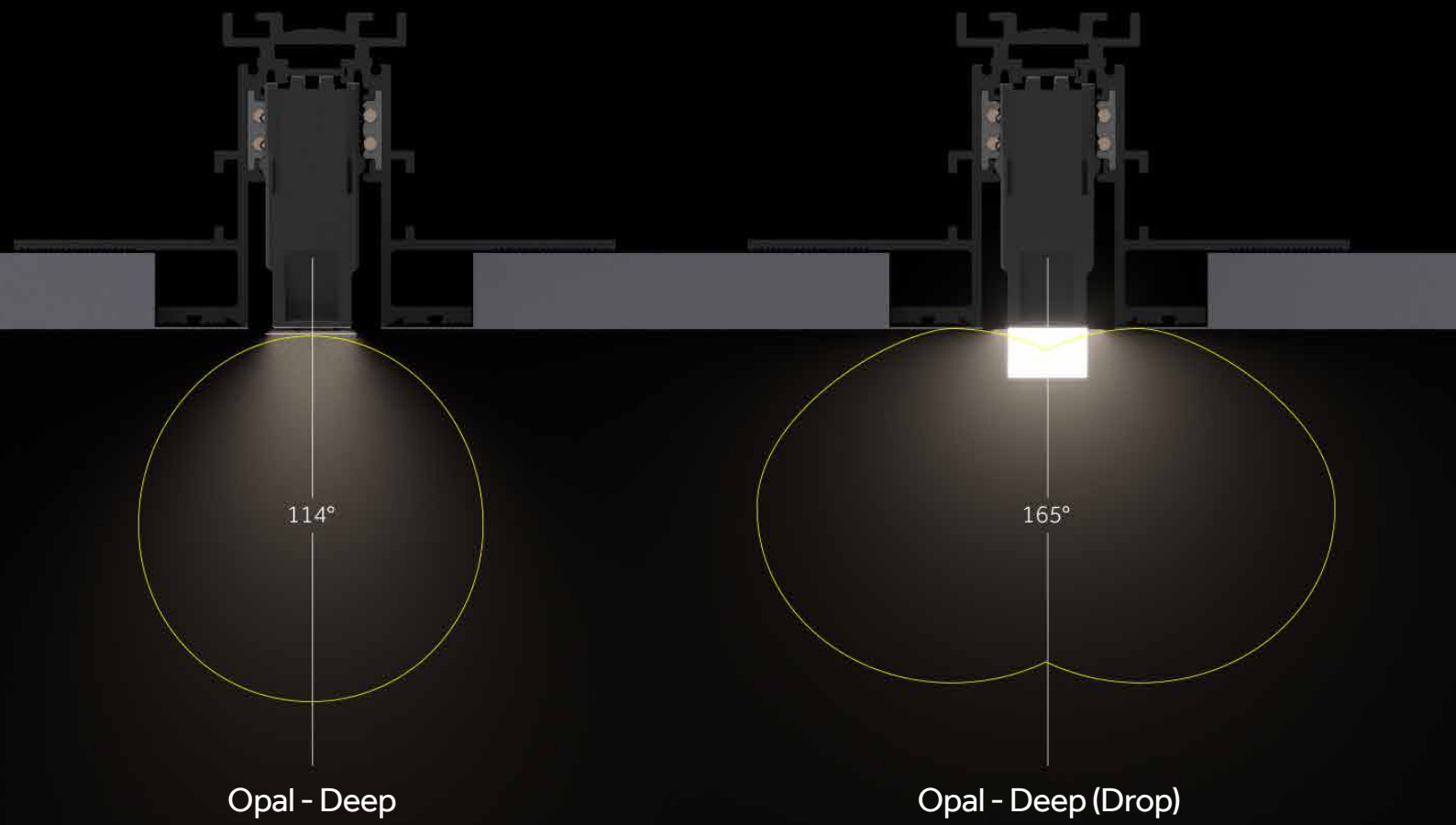


Deep Recessed (p.164-165)
Deep Surface/Pendant (p.168)
Deep Pendant-Indirect (p.169)
Deep Pendant-Double* (p.170)

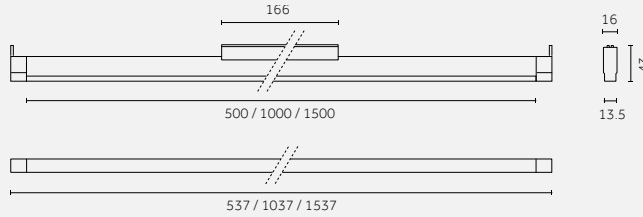



For Traceline

Track 48V:
[visit reggiani.net](http://visit.reggiani.net)



Opal - Deep



Code example:

D . **BQ92** **F** . **HW** **21**

Track 48V: p. 164-165 / 168-170

Notes:

- In chart nominal Lumen/In tabella Lumen nominali.

Photometric data:
www.reggiani.net

500 mm **9 W** 19 W/m Lumen delivered up to 690 lm / Lumen maintenance: L80 B10=50,000h

Driver	Version	Length	Diffuser	Beam width	LED	K	CRI	lm	SDCM	Finishes
D DALI	BQ92	500mm	F Opal55%	114°	HW	2700	>90	1555	<3	21
H Bluetooth					HQ	3000	>90	1684	<3	
					WQ	3500	>90	1684	<3	

On request:
4000K (CRI >90)
● Warm Dimming 1800K-3000K (CRI >95)

1000 mm **10 W** Tunable white - 20 W/m Lumen delivered up to 521-548 lm / Lumen maintenance: L80 B10=50,000h

Driver	Version	Length	Diffuser	Beam width	LED	K	CRI	lm	SDCM	Finishes
D DALI	BQ92	500mm	F Opal55%	114°	QT	2700-6500	>90	1338-1412	<3-<5	21

1000 mm **19 W** 19 W/m Lumen delivered up to 1379 lm / Lumen maintenance: L80 B10=50,000h

Driver	Version	Length	Diffuser	Beam width	LED	K	CRI	lm	SDCM	Finishes
D DALI	BQ94	1000mm	F Opal55%	114°	HW	2700	>90	3110	<3	21
H Bluetooth					HQ	3000	>90	3368	<3	
					WQ	3500	>90	3368	<3	

On request:
4000K (CRI >90)
● Warm Dimming 1800K-3000K (CRI >95)

1000 mm **20 W** Tunable white - 20 W/m Lumen delivered up to 1032-1085 lm / Lumen maintenance: L80 B10=50,000h

Driver	Version	Length	Diffuser	Beam width	LED	K	CRI	lm	SDCM	Finishes
D DALI	BQ94	1000mm	F Opal55%	114°	QT	2700-6500	>90	2649-2796	<3-<5	21

1500 mm **28 W** 19 W/m Lumen delivered up to 2069 lm / Lumen maintenance: L80 B10=50,000h

Driver	Version	Length	Diffuser	Beam width	LED	K	CRI	lm	SDCM	Finishes
D DALI	BQ97	1500mm	F Opal55%	114°	HW	2700	>90	4642	<3	21
H Bluetooth					HQ	3000	>90	5027	<3	
					WQ	3500	>90	5027	<3	

On request:
4000K (CRI >90)
● Warm Dimming 1800K-3000K (CRI >95)

1500 mm **30 W** Tunable white - 20 W/m Lumen delivered up to 1533-1611 lm / Lumen maintenance: L80 B10=50,000h

Driver	Version	Length	Diffuser	Beam width	LED	K	CRI	lm	SDCM	Finishes
D DALI	BQ97	1500mm	F Opal55%	114°	QT	2700-6500	>90	3934-4151	<3-<5	21

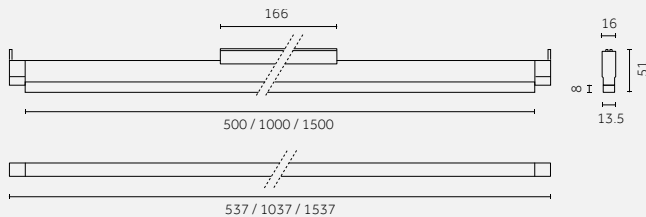



For Track 48V:

- Deep Recessed (p.164-165)
- Deep Surface/Pendant (p.168)
- Deep Pendant-Indirect (p.169)
- Deep Pendant-Double (p.170)

Opal - Deep (Drop)

0.21 0.40 0.59 Risk 1 IP40 850°



Code example:

D. **FQ92** **F.** **HW** **21**

Track 48V: p. 164-165 / 168-170

Notes:

- In chart nominal Lumen/ln tabella Lumen nominali.

Photometric data:

www.reggiani.net

500 mm **9 W** 19 W/m Lumen delivered up to 721 lm / Lumen maintenance: L80 B10=50,000h

Driver	Version	Length	Diffuser	Beam width	LED	K	CRI	lm	SDCM	Finishes
D DALI	FQ92	500 mm	F Opal 55%	165° / 108°	HW	2700	>90	1555	<3	21
H Bluetooth					HQ	3000	>90	1684	<3	
					WQ	3500	>90	1684	<3	

On request:
4000K (CRI >90)
Warm Dimming 1800K-3000K (CRI >95)

10 W Tunable white - 20 W/m Lumen delivered up to 542-570 lm / Lumen maintenance: L80 B10=50,000h

Driver	Version	Length	Diffuser	Beam width	LED	K	CRI	lm	SDCM	Finishes
D DALI	FQ92	500 mm	F Opal 55%	165° / 108°	QT	2700-6500	>90	1338-1412	<3-<5	21

1000 mm **19 W** 19 W/m Lumen delivered up to 1441 lm / Lumen maintenance: L80 B10=50,000h

Driver	Version	Length	Diffuser	Beam width	LED	K	CRI	lm	SDCM	Finishes
D DALI	FQ94	1000 mm	F Opal 55%	165° / 108°	HW	2700	>90	3110	<3	21
H Bluetooth					HQ	3000	>90	3368	<3	
					WQ	3500	>90	3368	<3	

On request:
4000K (CRI >90)
Warm Dimming 1800K-3000K (CRI >95)

20 W Tunable white - 20 W/m Lumen delivered up to 1074-1128 lm / Lumen maintenance: L80 B10=50,000h

Driver	Version	Length	Diffuser	Beam width	LED	K	CRI	lm	SDCM	Finishes
D DALI	FQ94	1000 mm	F Opal 55%	165° / 108°	QT	2700-6500	>90	2649-2796	<3-<5	21

1500 mm **28 W** 19 W/m Lumen delivered up to 2162 lm / Lumen maintenance: L80 B10=50,000h

Driver	Version	Length	Diffuser	Beam width	LED	K	CRI	lm	SDCM	Finishes
D DALI	FQ97	1500 mm	F Opal 55%	165° / 108°	HW	2700	>90	4642	<3	21
H Bluetooth					HQ	3000	>90	5027	<3	
					WQ	3500	>90	5027	<3	

On request:
4000K (CRI >90)
Warm Dimming 1800K-3000K (CRI >95)

30 W Tunable white - 20 W/m Lumen delivered up to 1594-1675 lm / Lumen maintenance: L80 B10=50,000h

Driver	Version	Length	Diffuser	Beam width	LED	K	CRI	lm	SDCM	Finishes
D DALI	FQ97	1500 mm	F Opal 55%	165° / 108°	QT	2700-6500	>90	3934-4151	<3-<5	21



For Track 48V:

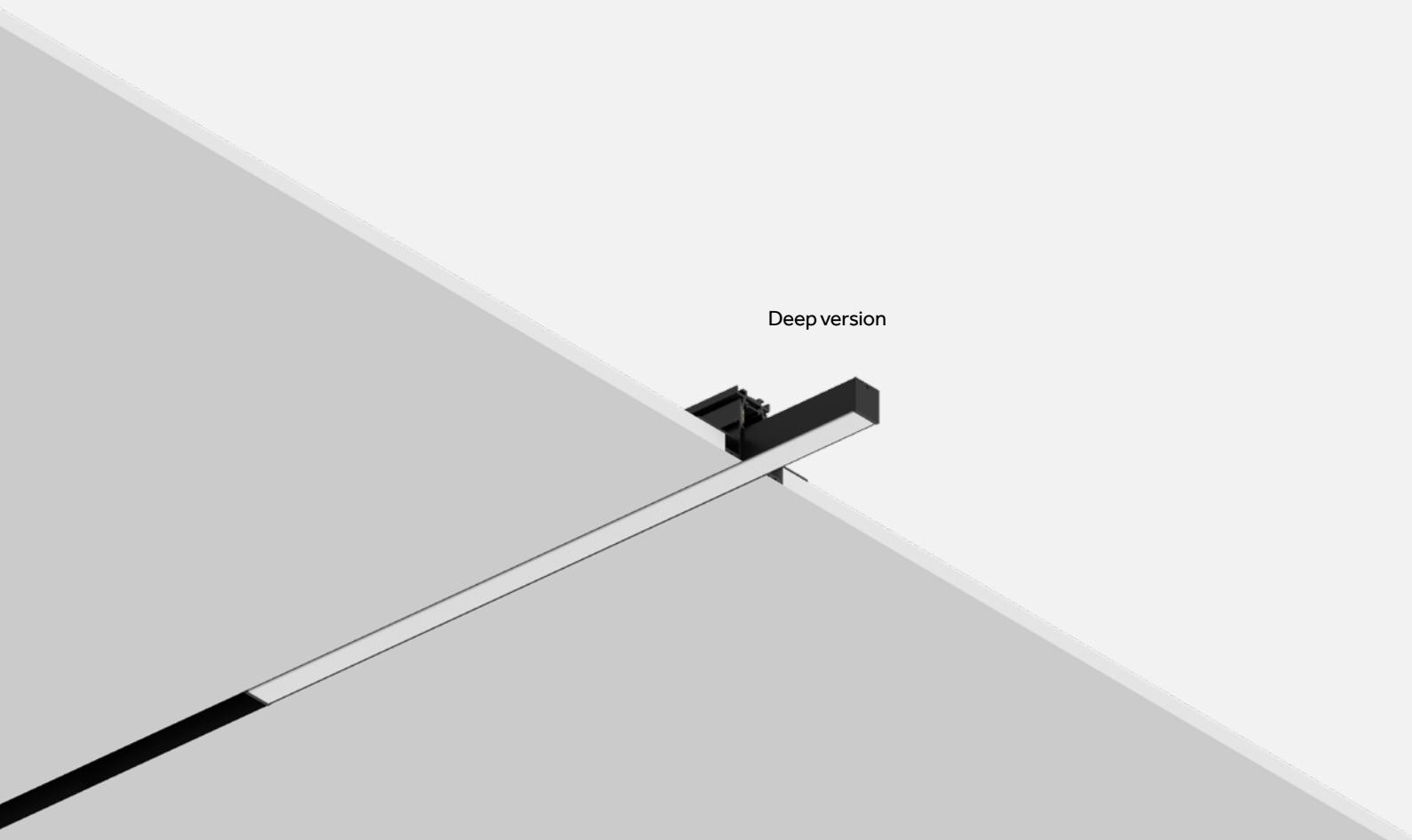
- Deep Recessed (p.164-165)
- Deep Surface/Pendant (p.168)
- Deep Pendant-Indirect (p.169)
- Deep Pendant-Double (p.170)

Incline 48V Prismatic

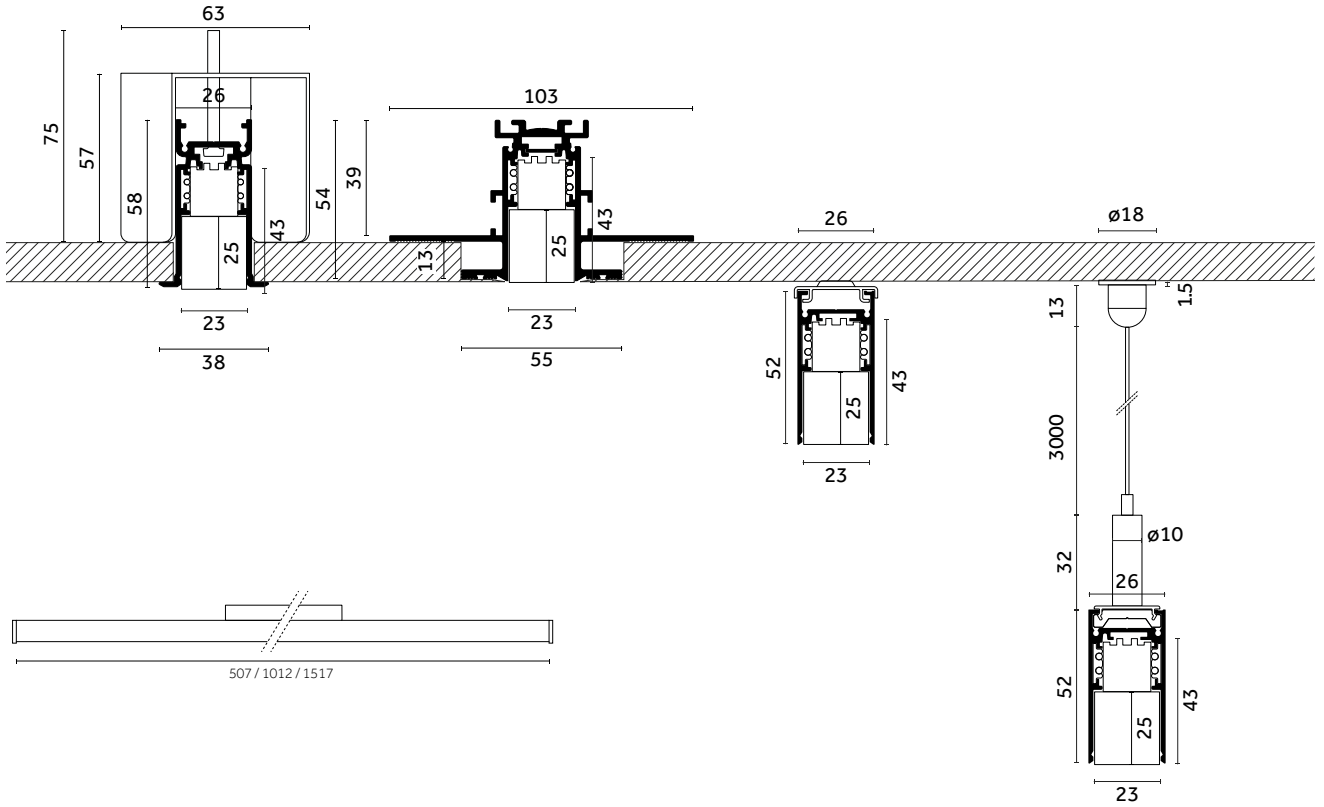
EN Incline 48V Prismatic offers high lumen output values with an efficacy of 114 lm/W. The recessed driver is hidden behind the linear profile and disappears inside the track, allowing you to create continuous line configurations.

IT Incline 48V Prismatic offre alti valori di lumen output con un'efficienza di 114 lm/W. Il driver arretrato si nasconde dietro al profilo lineare e scompare all'interno del binario, dando la possibilità di creare configurazioni in linea continua.

Deep version

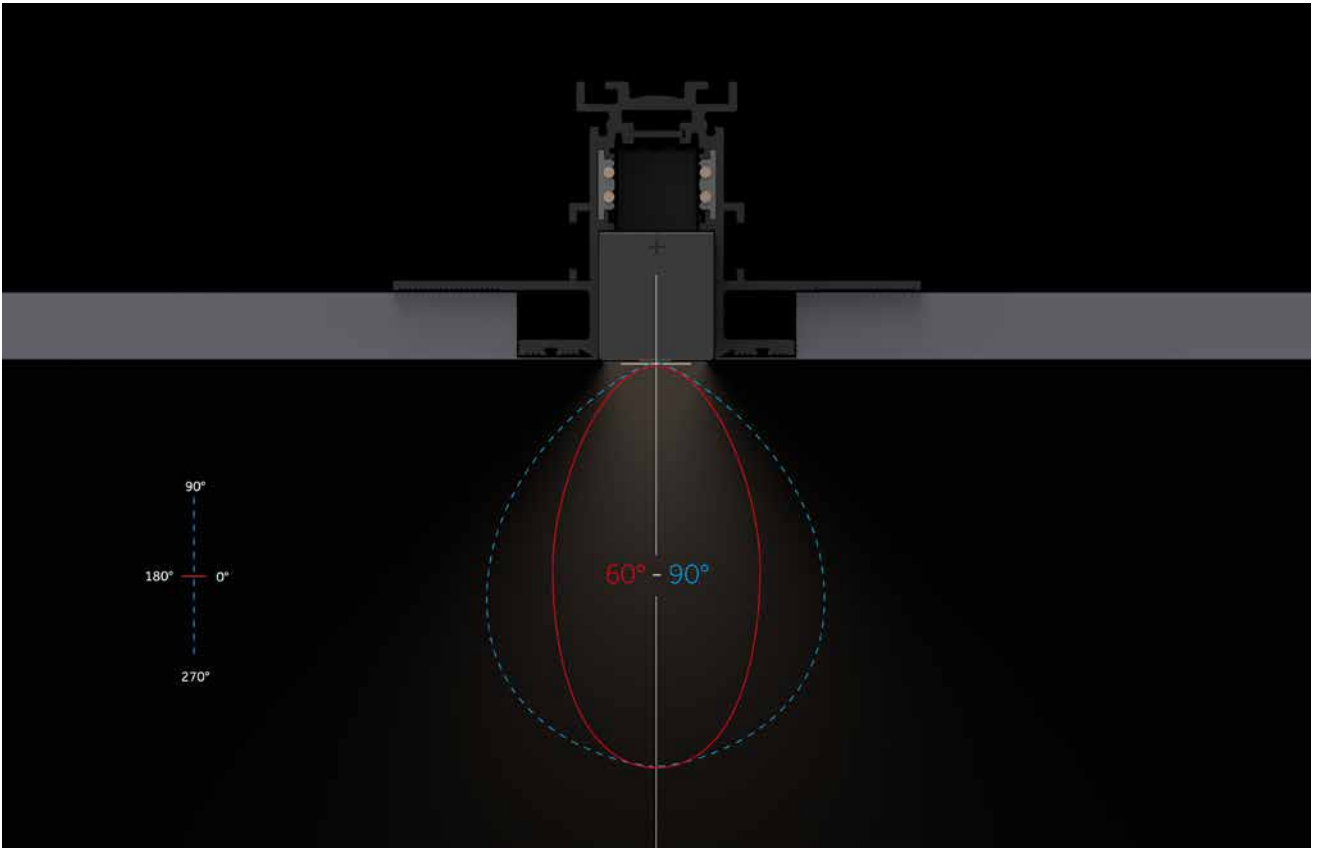


Incline 48V Prismatic - Deep




Incline 48V Prismatic


^{EN} Incline 48V Prismatic - Deep's concealed driver disappears inside the Deep track.
^{IT} Il driver arretrato di Incline 48V Prismatic - Deep, scompare all'interno del binario Deep.



^{EN} Incline 48V Prismatic ensures a low level of glare and an elliptical beam (60°/90°).
^{IT} Incline 48V Prismatic garantisce un limitato livello di abbagliamento e un fascio ellittico (60°/90°).



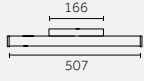
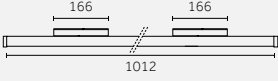


^{EN} The prismatic diffuser minimizes glare, providing uniform light distribution and enhancing visual comfort.
^{IT} Il diffusore prismatico riduce l'abbagliamento, offrendo una distribuzione uniforme della luce.



^{EN} The 2mm profile allows for continuous line installation without interruptions.

^{IT} Il profilo di soli 2mm permette un'installazione in linea continua senza interruzioni.

Technical info & codes

	500mm	1000mm	1500mm
<p>Incline 48V Precision</p> 			
	p.117	p.117	p.117
	Wide (60° / 90°)	Wide (60° / 90°)	Wide (60° / 90°)
<p>Light source/ Sorgente luminosa</p>	<p>9 W 1555 lm - 1684 lm 2700 K, 3000 K, 3500 K CRI >90</p> <p>On request: (4000K, CRI >90)</p>	<p>19 W 3110 lm - 3368 lm 2700 K, 3000 K, 3500 K CRI >90</p> <p>On request: (4000K, CRI >90)</p>	<p>28 W 4642 lm - 5027 lm 2700 K, 3000 K, 3500 K CRI >90</p> <p>On request: (4000K, CRI >90)</p>

Prismatic Deep



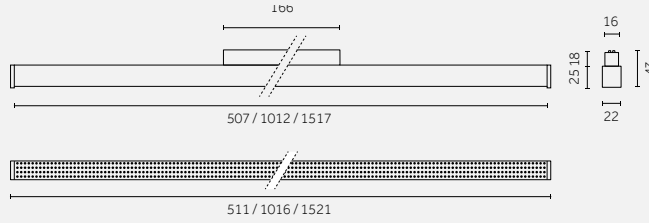
Code example:

D . **GQ93** **F** . **HW** **21**

Track 48V: p. 164-165 / 168-170
Notes:

- In chart nominal Lumen/In
 tabella Lumen nominali.

Photometric data:
 www.reggiani.net



500 mm

9 W		19 W/m		Lumen delivered up to 1159 lm / Lumen maintenance: L80 B20=50,000h						
Driver	Version	Length	Diffuser	Optics	LED	K	CRI	lm	SDCM	Finishes
<u>D DALI</u>	<u>GQ93</u>	500 mm	Prismatic	<u>F 60°/90°</u>	<u>HW</u>	2700	>90	1555	<3	21
<u>H Bluetooth</u>					<u>HQ</u>	3000	>90	1684	<3	
					<u>WQ</u>	3500	>90	1684	<3	
On request: 4000K (CRI >90)										

1000 mm

19 W		19 W/m		Lumen delivered up to 2318 lm / Lumen maintenance: L80 B20=50,000h						
Driver	Version	Length	Diffuser	Optics	LED	K	CRI	lm	SDCM	Finishes
<u>D DALI</u>	<u>GQ95</u>	1000 mm	Prismatic	<u>F 60°/90°</u>	<u>HW</u>	2700	>90	3110	<3	21
<u>H Bluetooth</u>					<u>HQ</u>	3000	>90	3368	<3	
					<u>WQ</u>	3500	>90	3368	<3	
On request: 4000K (CRI >90)										

1500 mm

28 W		19 W/m		Lumen delivered up to 3477 lm / Lumen maintenance: L80 B20=50,000h						
Driver	Version	Length	Diffuser	Optics	LED	K	CRI	lm	SDCM	Finishes
<u>D DALI</u>	<u>GQ97</u>	1500 mm	Prismatic	<u>F 60°/90°</u>	<u>HW</u>	2700	>90	4642	<3	21
<u>H Bluetooth</u>					<u>HQ</u>	3000	>90	5027	<3	
					<u>WQ</u>	3500	>90	5027	<3	
On request: 4000K (CRI >90)										



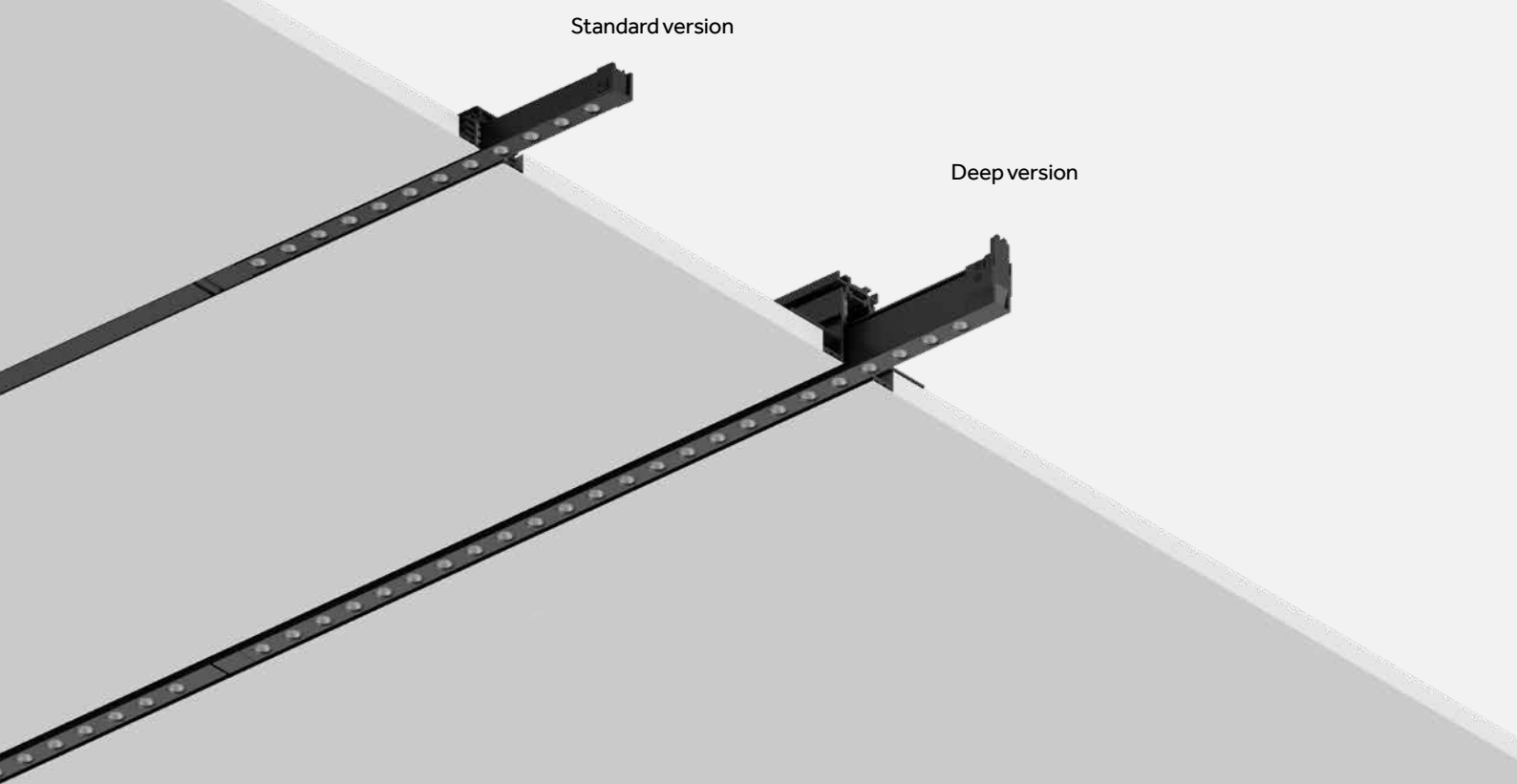
For Track 48V:

- Deep Recessed (p.164-165)
- Deep Surface/Pendant (p.168)
- Deep Pendant-Indirect (p.169)
- Deep Pendant-Double (p.170)

Incline Dark Performance (UGR<19)

EN Incline 48V Dark Performance, available both for standard and deep tracks, is a true task light for 48V track. With UGR<19, visual comfort in the workplace is assured. Multiple beam angles, lengths and additional accessories make it possible to fulfill all types of task lighting requirements in all projects.

IT Incline 48V Dark Performance, disponibile sia per binari standard che deep, rappresenta una vera e propria soluzione tecnica per binari 48V. Con un UGR<19, il comfort visivo sul posto di lavoro è assicurato. Le diverse opzioni di fascio luminoso, le lunghezze e gli accessori consentono di soddisfare tutti i requisiti di illuminazione per l'ufficio.





^{EN} Incline 48V Dark Performance, available both for standard and deep tracks, represents the ideal solution for task lighting.

^{IT} Incline 48V Dark Performance, disponibile sia per binari standard che deep, rappresenta una soluzione ideale per task lighting.

The magnetic accessories



^{EN} Magnetic System for accessories
^{IT} Sistema magnetico di attacco accessori

EN Incline 48V Dark Performance offers a wide range of optical and decorative accessories that make it even more flexible in contexts such as museums, commercial spaces, retail stores, offices and hospitality. The accessories allow you to change the light distribution, increase visual comfort or transform the light by changing both its temperature and color.

IT Incline 48V Dark Performance offre un'ampia gamma di accessori ottici e decorativi per rendere ancora più flessibile il suo utilizzo in contesti diversi come quello museale, commerciale, retail, office e hospitality. Gli accessori permettono di modificare la distribuzione luminosa, aumentare il comfort visivo o trasformare la luce cambiando temperatura o colore della luce.



Coloured filters/
Filtri colorati



Selective filters/
Filtri selettivi



Spread lens/
Lente prismatica



Honeycomb louvre/
Griglia alveolare



Opal lens/
Lente opale



Elliptical lens/
Lente ellittica



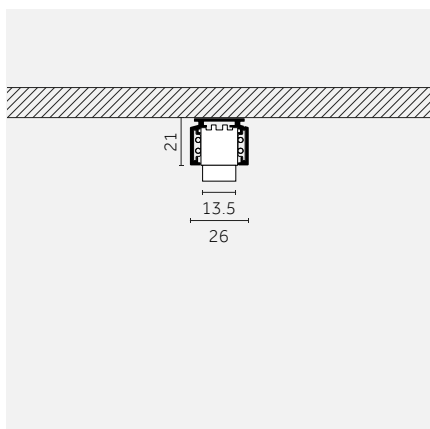
Snoot/
Cilindro anti-abbaglio



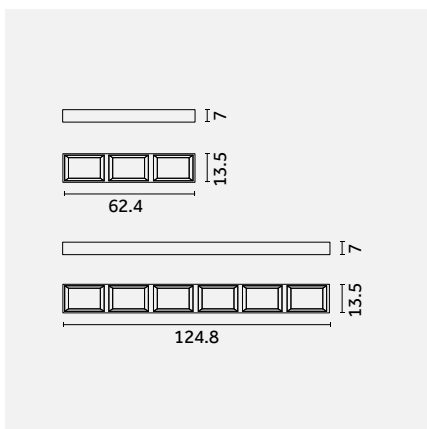
Snoot with opal filter/
Cilindro anti-abbaglio con
filtro opale



Decorative accessory/
Accessorio decorativo



EN Incline Dark Performance + accessory
IT Incline Dark Performance + accessorio

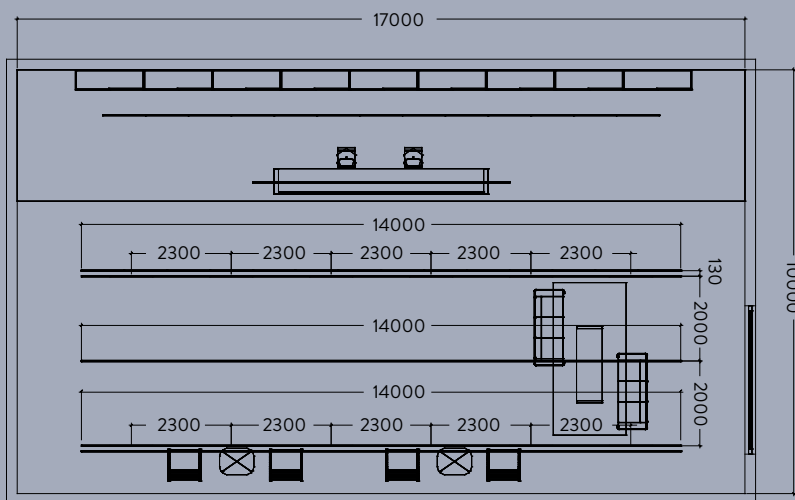


EN Accessories available in two different lengths: 62.5mm and 125mm
IT Accessori disponibili in due diverse lunghezze: 62.5mm e 125mm

EN Double height installation example (7m)
 IT Esempio di installazione su doppia altezza (7m)



Products: Incline 48V Dark Performance (UGR<19) Deep - 1000mm, 22W, 3000K
 Incline 48V Opal, 1000mm - Deep (Drop) 19W, 3000K
Center distance: Incline 48V Dark Performance (UGR<19) = 2300mm
 Incline 48V Opal = 1500mm
Average illuminance: 500lx



EN

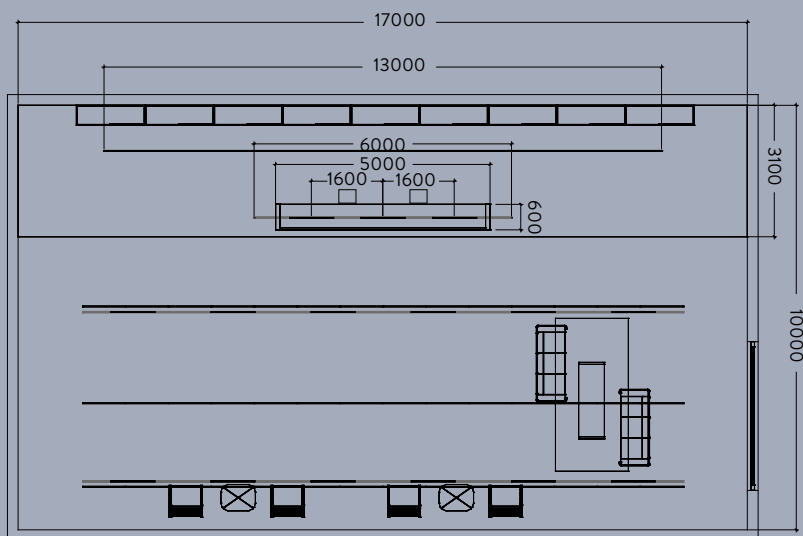
Standard height installation example (3m)

IT

Esempio di installazione su altezza standard (3m)

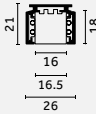
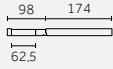
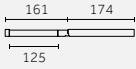
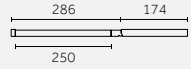
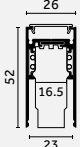






Products: Incline 48V Dark Performance (UGR<19), Deep - 500mm, 11W, 3000K
Center distance: Incline 48V Dark Performance (UGR<19) = 1600mm
Average illuminance on workplane: 1200lx


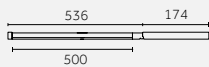


Incline 48V Dark Performance (UGR<19)

Technical info & codes

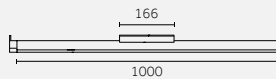
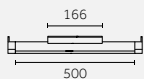
	62,5mm	125mm	250mm
<p>Incline 48V Dark Performance (UGR<19)</p> 	 <p>p.128</p>	 <p>p.128</p>	 <p>p.128</p>
<p>Incline 48V Dark Performance (UGR<19) Deep</p> 	 <p>p.129</p>	 <p>p.129</p>	 <p>p.129</p>
	<p>Narrow (18°) Medium (24°) Medium Wide (35°) Wide (50°)</p>	<p>Narrow (18°) Medium (24°) Medium Wide (35°) Wide (50°)</p>	<p>Narrow (18°) Medium (24°) Medium Wide (35°) Wide (50°)</p>
<p>Light source/ Sorgente luminosa</p>	<p>Dark Performance (UGR<19) 2 W 254 lm - 275 lm 2700 K, 3000 K, 3500 K CRI >90</p> <p>On request: (4000K, CRI>90)</p> <p>—</p> <p>Dark Performance (UGR<19) Deep 2 W 254 lm - 275 lm 2700 K, 3000 K, 3500 K CRI >90</p> <p>3 W 407 lm - 441 lm 2700 K, 3000 K, 3500 K CRI >90</p> <p>On request: (4000K, CRI>90)</p>	<p>Dark Performance (UGR<19) 4 W 508 lm - 551 lm 2700 K, 3000 K, 3500 K CRI >90</p> <p>On request: (4000K, CRI>90)</p> <p>—</p> <p>Dark Performance (UGR<19) Deep 4 W 508 lm - 551 lm 2700 K, 3000 K, 3500 K CRI >90</p> <p>7 W 814 lm - 882 lm 2700 K, 3000 K, 3500 K CRI >90</p> <p>On request: (4000K, CRI>90)</p>	<p>Dark Performance (UGR<19) 6 W 803 lm - 870 lm 2700 K, 3000 K, 3500 K CRI >90</p> <p>On request: (4000K, CRI>90)</p> <p>—</p> <p>Dark Performance (UGR<19) Deep 8 W 1017 lm - 1102 lm 2700 K, 3000 K, 3500 K CRI >90</p> <p>14 W 1628 lm - 1764 lm 2700 K, 3000 K, 3500 K CRI >90</p> <p>On request: (4000K, CRI>90)</p>

500mm	1000mm
--------------	---------------



p.128

p.128



p.130

p.130

Narrow (18°)
 Medium (24°)
 Medium Wide (35°)
 Wide (50°)

Narrow (18°)
 Medium (24°)
 Medium Wide (35°)
 Wide (50°)

Dark Performance (UGR<19)

11 W
 1606 lm - 1740 lm
 2700 K, 3000 K, 3500 K
 CRI >90

On request:
 (4000K, CRI>90)

—

Dark Performance (UGR<19)

Deep
 11 W
 1606 lm - 1740 lm
 2700 K, 3000 K, 3500 K
 CRI >90

27 W
 3256 lm - 3527 lm
 2700 K, 3000 K, 3500 K
 CRI >90

On request:
 (4000K, CRI>90)

Dark Performance (UGR<19)

22 W
 3212 lm - 3480 lm
 2700 K, 3000 K, 3500 K
 CRI >90

On request:
 (4000K, CRI>90)

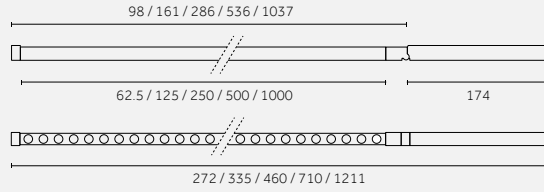
—

Dark Performance (UGR<19)

Deep
 22 W
 3212 lm - 3480 lm
 2700 K, 3000 K, 3500 K
 CRI >90

On request:
 (4000K, CRI>90)

Dark Performance (UGR<19)



16
I



Code example:
D . **LS91** **B** . **HW** **21**

Track 48V: p. 162-163 / 166-167
Accessories: p.131-132

Notes:
- In chart nominal Lumen/In tabella Lumen nominali.

Photometric data:
www.reggiani.net

62,5 mm (3LED)

2 W 22 W/m

Lumen delivered up to 247 lm / Lumen maintenance: L80 B20=50,000h

Driver	Version	Length	Diffuser	Optics	LED	K	CRI	lm	SDCM	Finishes
D DALI	LS91	62,5 mm	Dark Performance	B 18° Narrow	HW	2700	>90	254	<3	21
H Bluetooth				E 24° Medium	HQ	3000	>90	275	<3	
				H 35° Medium-wide	WQ	3500	>90	275	<3	
				M 50° Wide						

Onrequest:
4000K (CRI >90)

125 mm (6LED)

4 W 22 W/m

Lumen delivered up to 494 lm / Lumen maintenance: L80 B20=50,000h

Driver	Version	Length	Diffuser	Optics	LED	K	CRI	lm	SDCM	Finishes
D DALI	LS92	125 mm	Dark Performance	B 18° Narrow	HW	2700	>90	508	<3	21
H Bluetooth				E 24° Medium	HQ	3000	>90	551	<3	
				H 35° Medium-wide	WQ	3500	>90	551	<3	
				M 50° Wide						

Onrequest:
4000K (CRI >90)

250 mm (12LED)

6 W 22 W/m

Lumen delivered up to 756 lm / Lumen maintenance: L80 B20=50,000h

Driver	Version	Length	Diffuser	Optics	LED	K	CRI	lm	SDCM	Finishes
D DALI	KS92	250 mm	Dark Performance	B 18° Narrow	HW	2700	>90	803	<3	21
H Bluetooth				E 24° Medium	HQ	3000	>90	870	<3	
				H 35° Medium-wide	WQ	3500	>90	870	<3	
				M 50° Wide						

Onrequest:
4000K (CRI >90)

500 mm (24LED)

11 W 22 W/m

Lumen delivered up to 1513 lm / Lumen maintenance: L80 B20=50,000h

Driver	Version	Length	Diffuser	Optics	LED	K	CRI	lm	SDCM	Finishes
D DALI	KS93	500 mm	Dark Performance	B 18° Narrow	HW	2700	>90	1606	<3	21
H Bluetooth				E 24° Medium	HQ	3000	>90	1740	<3	
				H 35° Medium-wide	WQ	3500	>90	1740	<3	
				M 50° Wide						

Onrequest:
4000K (CRI >90)

1000 mm (48LED)

22 W 22 W/m

Lumen delivered up to 3026 lm / Lumen maintenance: L80 B20=50,000h

Driver	Version	Length	Diffuser	Optics	LED	K	CRI	lm	SDCM	Finishes
D DALI	KS95	1000 mm	Dark Performance	B 18° Narrow	HW	2700	>90	3212	<3	21
H Bluetooth				E 24° Medium	HQ	3000	>90	3480	<3	
				H 35° Medium-wide	WQ	3500	>90	3480	<3	
				M 50° Wide						

Onrequest:
4000K (CRI >90)



For Track 48V:
Recessed (p.162-163)
Surface/Pendant (p.166-167)



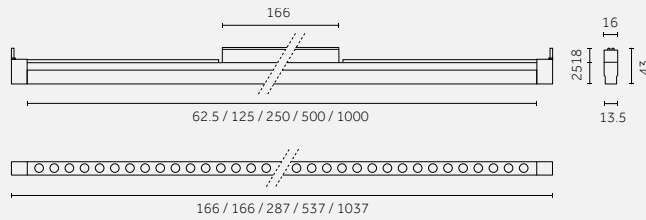
Deep Recessed (p.164-165)
Deep Surface/Pendant (p.168)
Deep Pendant-Indirect (p.169)
Deep Pendant-Double* (p.170)



For Traceline Track 48V:
visit reggiani.net

Dark Performance (UGR<19) - Deep

0.09 0.11 0.15 0.24 0.46 Risk1 IP40 850°



Code example:

D . KQ90 B . HW 21

Track 48V: p.164-165 / 168-170
Accessories: p.131-132

Notes:

- In chart nominal Lumen/ In tabella Lumen nominali.

Photometric data:
www.reggiani.net

62,5 mm (3LED)

2 W 22 W/m Lumen delivered up to 247 lm / Lumen maintenance: L80 B10=50,000h

Driver	Version	Length	Diffuser	Optics	LED	K	CRI	lm	SDCM	Finishes
D DALI	KQ90	62,5 mm	Dark Performance	B 18° Narrow	HW	2700	>90	254	<3	21
H Bluetooth				E 24° Medium	HQ	3000	>90	275	<3	
				H 35° Medium-wide	WQ	3500	>90	275	<3	
				M 50° Wide						

On request:
4000K (CRI >90)

3 W 55 W/m

Lumen delivered up to 396 lm / Lumen maintenance: L80 B10=50,000h

Driver	Version	Length	Diffuser	Optics	LED	K	CRI	lm	SDCM	Finishes
D DALI	LQ91	62,5 mm	Dark Performance	B 18° Narrow	HW	2700	>90	407	<3	21
H Bluetooth				E 24° Medium	HQ	3000	>90	441	<3	
				H 35° Medium-wide	WQ	3500	>90	441	<3	
				M 50° Wide						

On request:
4000K (CRI >90)

125 mm (6LED)

4 W 22 W/m Lumen delivered up to 494 lm / Lumen maintenance: L80 B10=50,000h

Driver	Version	Length	Diffuser	Optics	LED	K	CRI	lm	SDCM	Finishes
D DALI	KQ91	125 mm	Dark Performance	B 18° Narrow	HW	2700	>90	508	<3	21
H Bluetooth				E 24° Medium	HQ	3000	>90	551	<3	
				H 35° Medium-wide	WQ	3500	>90	551	<3	
				M 50° Wide						

On request:
4000K (CRI >90)

7 W 55 W/m

Lumen delivered up to 792 lm / Lumen maintenance: L80 B10=50,000h

Driver	Version	Length	Diffuser	Optics	LED	K	CRI	lm	SDCM	Finishes
D DALI	LQ92	125 mm	Dark Performance	B 18° Narrow	HW	2700	>90	814	<3	21
H Bluetooth				E 24° Medium	HQ	3000	>90	882	<3	
				H 35° Medium-wide	WQ	3500	>90	882	<3	
				M 50° Wide						

On request:
4000K (CRI >90)

250 mm (12LED)

8 W 22 W/m Lumen delivered up to 808 lm / Lumen maintenance: L80 B10=50,000h

Driver	Version	Length	Diffuser	Optics	LED	K	CRI	lm	SDCM	Finishes
D DALI	KQ92	250 mm	Dark Performance	B 18° Narrow	HW	2700	>90	1017	<3	21
H Bluetooth				E 24° Medium	HQ	3000	>90	1102	<3	
				H 35° Medium-wide	WQ	3500	>90	1102	<3	
				M 50° Wide						

On request:
4000K (CRI >90)

14 W 55 W/m

Lumen delivered up to 1295 lm / Lumen maintenance: L80 B10=50,000h


Driver	Version	Length	Diffuser	Optics	LED	K	CRI	lm	SDCM	Finishes
D DALI	LQ93	250 mm	Dark Performance	B 18° Narrow	HW	2700	>90	1628	<3	21
H Bluetooth				E 24° Medium	HQ	3000	>90	1764	<3	
				H 35° Medium-wide	WQ	3500	>90	1764	<3	
				M 50° Wide						


On request:
4000K (CRI >90)




For Track 48V:


- Deep Recessed (p.164-165)
- Deep Surface/Pendant (p.168)
- Deep Pendant-Indirect (p.169)
- Deep Pendant-Double (p.170)


500mm (24LED) 

11 W		22 W/m		Lumen delivered up to 1513 lm / Lumen maintenance: L80 B10=50,000h							
Driver	Version	Length	Diffuser	Optics	LED	K	CRI	lm	SDCM	Finishes	
D DALI	KQ93	500mm	Dark Performance	B 18° Narrow	HW	2700	>90	1606	<3	21 	
H Bluetooth				E 24° Medium	HQ	3000	>90	1740	<3		
				H 35° Medium-wide	WQ	3500	>90	1740	<3		
				M 50° Wide	On request: 4000K (CRI >90)						

27 W 55 W/m

27 W		55 W/m		Lumen delivered up to 3168 lm / Lumen maintenance: L80 B10=50,000h							
Driver	Version	Length	Diffuser	Optics	LED	K	CRI	lm	SDCM	Finishes	
D DALI	LQ95	500mm	Dark Performance	B 18° Narrow	HW	2700	>90	3256	<3	21 	
H Bluetooth				E 24° Medium	HQ	3000	>90	3527	<3		
				H 35° Medium-wide	WQ	3500	>90	3527	<3		
				M 50° Wide	On request: 4000K (CRI >90)						

1000mm (48LED) 

22 W		22 W/m		Lumen delivered up to 3026 lm / Lumen maintenance: L80 B10=50,000h							
Driver	Version	Length	Diffuser	Optics	LED	K	CRI	lm	SDCM	Finishes	
D DALI	KQ95	1000mm	Dark Performance	B 18° Narrow	HW	2700	>90	3212	<3	21 	
H Bluetooth				E 24° Medium	HQ	3000	>90	3480	<3		
				H 35° Medium-wide	WQ	3500	>90	3480	<3		
				M 50° Wide	On request: 4000K (CRI >90)						



For Track 48V:

- Deep Recessed (p.164-165)
- Deep Surface/Pendant (p.168)
- Deep Pendant-Indirect (p.169)
- Deep Pendant-Double (p.170)

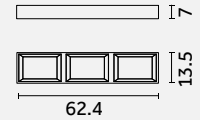
Accessories

Incline 48V - Dark Performance (UGR<19) - 62,5 mm

Colored filters/ Filtri colorati



Description	Code
Square holder with colored filter/ Holder quadrato con filtro colorato	0.27305.004A
For 3X LED	0.27305.005A
	0.27305.006A
	0.27305.007A
Colour:	0.27305.008A
4A Red 6A Blue 8A Yellow	0.27305.009A
5A Green 7A Pink 9A Orange	



Selective filters/ Filtri selettivi



Description	Code
Square holder with 3000K-2700K filter/ Holder con filtro 3000K-2700K	0.27306.0000
For 3X LED	



Description	Code
Square holder with 2700K-2000K filter/ Holder con filtro 2700K-2000K	0.27309.0000
For 3X LED	



Description	Code
Square holder with 2700K-2500K filter/ Holder con filtro 2700K-2500K	0.27307.0000
For 3X LED	



Description	Code
Square holder with 3000K-3500K filter/ Holder con filtro 3000K-3500K	0.27310.0000
For 3X LED	



Description	Code
Square holder with 2700K-2200K filter/ Holder con filtro 2700K-2200K	0.27308.0000
For 3X LED	



Description	Code
Square holder with 3000K-4000K filter/ Holder con filtro 3000K-4000K	0.27311.0000
For 3X LED	

Optics accessories/ Accessori ottiche



Description	Code
Snoot with opal filter/ Cilindro anti-abbaglio con filtro opale	0.27301.0021
For 3X LED	



Description	Code
Square holder with opal lens/ Holder con lente opale	0.27313.0000
For 3X LED	



Description	Code
Snoot/ Cilindro anti-abbaglio	0.27302.0021
For 3X LED	



Description	Code
Square holder with spread lens/ Holder con lente prismatica	0.27314.0000
For 3X LED	



Description	Code
Square holder with elliptical lens / Holder con filtro ellittico rigato	0.27312.0000
For 3X LED	

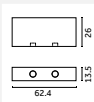


Description	Code
Square holder with honeycomb/ Holder con griglia alveolare	0.27325.0000
For 3X LED	

Decorative accessories/ Accessori decorativi



Description	Code
Decorative frosted attachment / Accessorio decorativo opaco	0.27327.0000
For 3X LED	



Incline 48V - Dark Performance (UGR<19) - 125 mm

Colored filters/ Filtri colorati

Description	Code
Square holder with colored filter/ Holder quadrato con filtro colorato	0.27332.004A
For 6X LED	0.27332.005A
	0.27332.006A
	0.27332.007A
Colour:	0.27332.008A
4A Red 6A Blue 8A Yellow	0.27332.009A
5A Green 7A Pink 9A Orange	



Selective filters/ Filtri selettivi

Description	Code
Square holder with 3000K-2700K filter/ Holder con filtro 3000K-2700K	0.27333.0000
For 6X LED	
Square holder with 2700K-2500K filter/ Holder con filtro 2700K-2500K	0.27334.0000
For 6X LED	
Square holder with 2700K-2200K filter/ Holder con filtro 2700K-2200K	0.27335.0000
For 6X LED	

Description	Code
Square holder with 2700K-2000K filter/ Holder con filtro 2700K-2000K	0.27336.0000
For 6X LED	
Square holder with 3000K-3500K filter/ Holder con filtro 3000K-3500K	0.27337.0000
For 6X LED	
Square holder with 3000K-4000K filter/ Holder con filtro 3000K-4000K	0.27338.0000
For 6X LED	

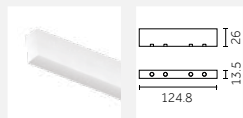
Optics accessories/ Accessori ottiche


Description	Code
Snoot with opal filter/ Cilindro anti-abbaglio con filtro opale	0.27331.0021
For 6X LED	
Snoot/ Cilindro anti-abbaglio	0.27328.0021
For 6X LED	
Square holder with elliptical lens/ Holder con filtro ellittico rigato	0.27339.0000
For 6X LED	

Description	Code
Square holder with opal lens/ Holder con lente opale	0.27340.0000
For 6X LED	
Square holder with spread lens/ Holder con lente prismatica	0.27341.0000
For 6X LED	
Square holder with honeycomb/ Holder con griglia alveolare	0.27329.0000
For 6X LED	

Decorative accessories/ Accessori decorativi

Description	Code
Decorative frosted attachment/ Accessorio decorativo opaco	0.27342.0000
For 6X LED	






Incline 48V Dark Performance (UGR<19)

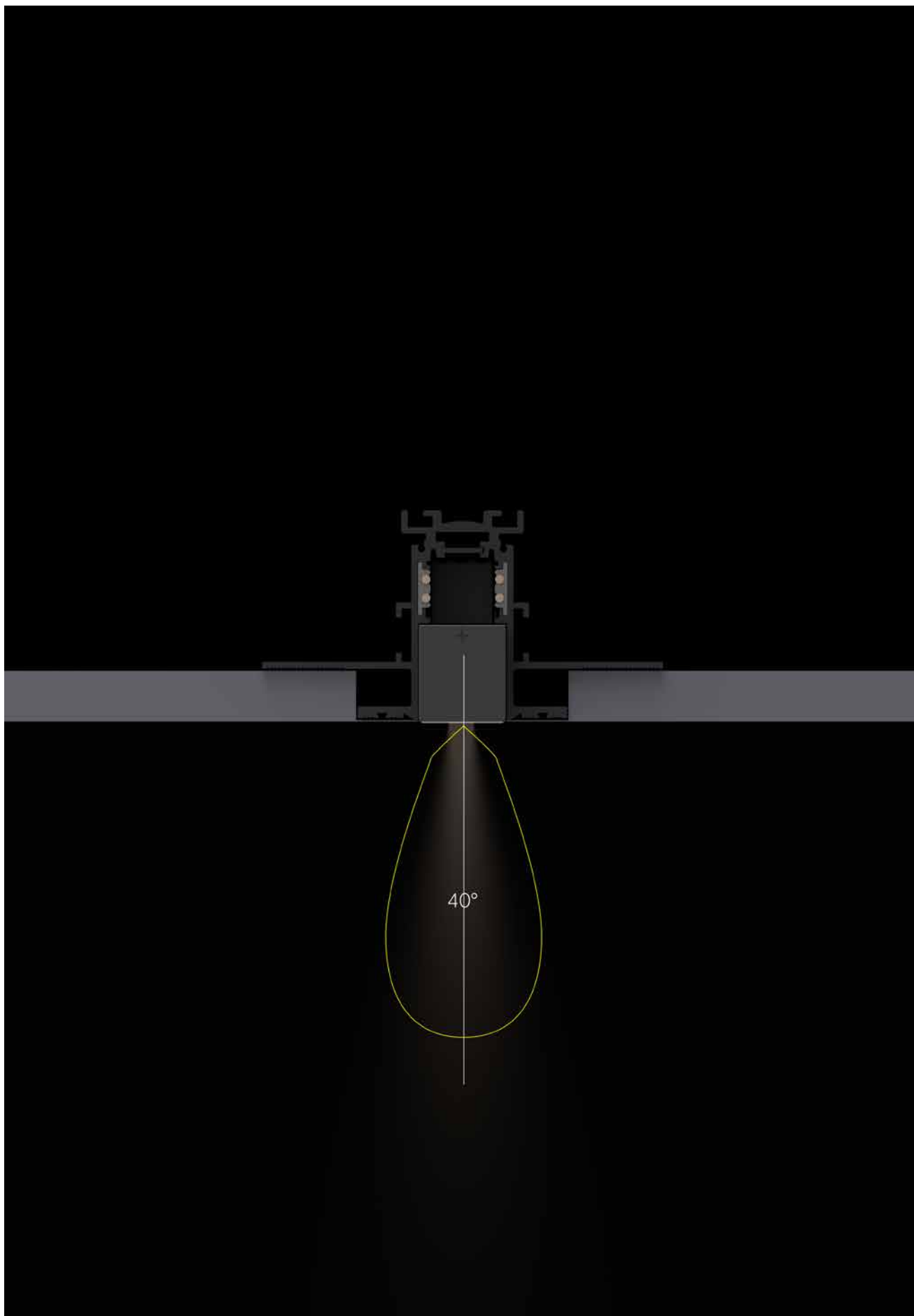
Incline Dark Performance (UGR<15)

EN Combine exceptional lumen output with a controlled, no glare result. Incline Dark Performance UGR<15 offers better visual comfort and high efficacy. The Tunable White option 2700K-6500K (available on request) makes the product even more flexible.

IT Combina lumen output eccezionali con un risultato controllato e senza abbaglio. Incline Dark Performance UGR<15 offre un ottimo comfort visivo ed alta efficacia. La versione Tunable White 2700K-6500K (su richiesta) rende il prodotto una soluzione ancora più flessibile.

Deep version





^{EN} The medium beam angle offered for Incline 48V Dark Performance UGR 15 (40°) answers to general office lighting requirements.
^{IT} Il fascio medio offerto per Incline 48V Dark Performance UGR 15 (40°) risponde ai requisiti per un'ottima illuminazione da ufficio.

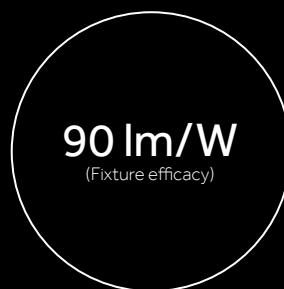
UGR<15

^{EN} Incline 48V Dark Performance UGR<15 ensures a high level of glare control, without giving up exceptional lighting results as high lumen outputs are assured. The reflector, which is made up of different lighting cells delivers a high-quality, smooth 40° beam with no distortion, even during color shifting with Tunable White (2700K-6500K).

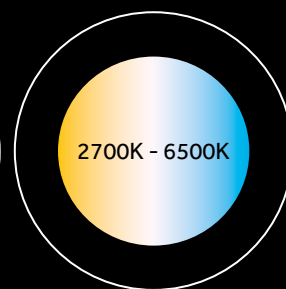
^{IT} Incline 48V Dark Performance UGR<15 assicura un elevato livello di controllo dell'abbaglio, senza rinunciare ad un eccellente risultato illuminotecnico. Il riflettore, composto da diverse celle, fornisce un fascio uniforme di alta qualità a 40° senza distorsioni, anche durante i cambi di colore con Tunable White (da 2700K a 6500K).





^{EN} Reflector in gold finish on request
^{IT} Riflettore in finitura oro su richiesta



^{EN} High Efficacy (up to 90 lm/W)
^{IT} Alta efficienza (fino a 90 lm/W)



^{EN} Tunable White options
^{IT} Opzioni Tunable White



^{EN} POWER LED with excellent performances and high colour rendering CRI>90.

^{IT} POWER LED dalle prestazioni eccellenti e resa cromatica elevata CRI>90.



^{EN} PMMA collimator micro lens with surface treatment for maximum colour homogeneity throughout all distribution width.

^{IT} Micro lente collimatrice in PMMA con trattamento superficiale per la massima omogeneità del colore per tutta l'ampiezza della distribuzione.



^{EN} Reflector in metallic mirrored thermoplastic for high cut-off and reduction of the portion of uncontrolled direct light.

^{IT} Riflettore in termoplastica metallizzata specchiata per elevato cut-off e riduzione della porzione di luce diretta non controllata.



^{EN} Glossy black plastic screen for glare reduction and lower UGR values.

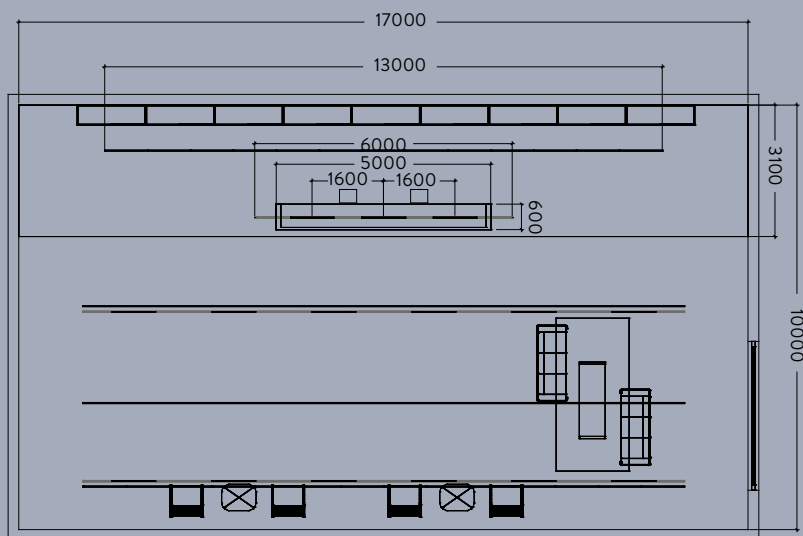
^{IT} Schermo in plastica nera lucida per riduzione dell'abbaglio e valori UGR più contenuti.

EN
IT

Standard height installation example (3m)
Esempio di installazione su altezza standard (3m)




Products: Incline 48V Dark Performance (UGR<15), 500mm, 11W, 3000K
Center distance: Incline 48V Dark Performance (UGR<15), 500mm, 11W, 3000K = 2300mm
Average illuminance on workplane: 800lx

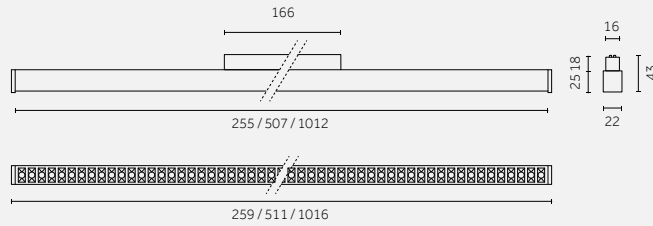


Technical info & codes

Incline 48V Dark Performance (UGR<15)

	250mm	500mm	1000mm
<p>Incline 48V Dark Performance (UGR<15)</p> 			
	p.141	p.141	p.141
	Medium-wide (40°)	Medium-wide (40°)	Medium-wide (40°)
<p>Light source/ Sorgente luminosa</p>	<p>5 W 728 lm - 810 lm 2700 K, 3000 K, 3500 K CRI >90</p> <p>On request: (4000K, CRI >90)</p> <p> Tunable white (2700K-6500K, CRI >90)</p>	<p>11 W 1456 lm - 1620 lm 2700 K, 3000 K, 3500 K CRI >90</p> <p>On request: (4000K, CRI >90)</p> <p> Tunable white (2700K-6500K, CRI >90)</p>	<p>22 W 2912 lm - 3240 lm 2700 K, 3000 K, 3500 K CRI >90</p> <p>On request: (4000K, CRI >90)</p> <p> Tunable white (2700K-6500K, CRI >90)</p>

Dark Performance (UGR<15) - Deep



Code example:

D . TQ92 H . HW 21

Track 48V: p. 164-165 / 168-170

Notes:

- In chart nominal Lumen/ In tabella Lumen nominali.

Photometric data:

www.reggiani.net

250 mm

5 W		22 W/m		Lumen delivered up to 529 lm / Lumen maintenance: L80 B20=50,000h									
Driver	Version	Length	Diffuser	Optics		LED		K	CRI	lm	SDCM	Finishes	
D DALI	TQ92	250 mm	Dark Performance	H 40° Medium-wide		HW	2700	>90	728	<3		21	
						HQ	3000	>90	784	<3			
						WQ	3500	>90	810	<3			
On request:													
4000K (CRI >80)													
Tunable white: (2700K-6500K)													

500 mm

11 W		22 W/m		Lumen delivered up to 1059 lm / Lumen maintenance: L80 B20=50,000h									
Driver	Version	Length	Diffuser	Optics		LED		K	CRI	lm	SDCM	Finishes	
D DALI	TQ93	500 mm	Dark Performance	H 40° Medium-wide		HW	2700	>90	1456	<3		21	
						HQ	3000	>90	1568	<3			
						WQ	3500	>90	1620	<3			
On request:													
4000K (CRI >80)													
Tunable white: (2700K-6500K)													

1000 mm

22 W		22 W/m		Lumen delivered up to 2118 lm / Lumen maintenance: L80 B20=50,000h									
Driver	Version	Length	Diffuser	Optics		LED		K	CRI	lm	SDCM	Finishes	
D DALI	TQ95	1000 mm	Dark Performance	H 40° Medium-wide		HW	2700	>90	2912	<3		21	
						HQ	3000	>90	3136	<3			
						WQ	3500	>90	3240	<3			
On request:													
4000K (CRI >80)													
Tunable white: (2700K-6500K)													



For Track 48V:

- Deep Recessed (p.164-165)
- Deep Surface/Pendant (p.168)
- Deep Pendant-Indirect (p.169)
- Deep Pendant-Double (p.170)

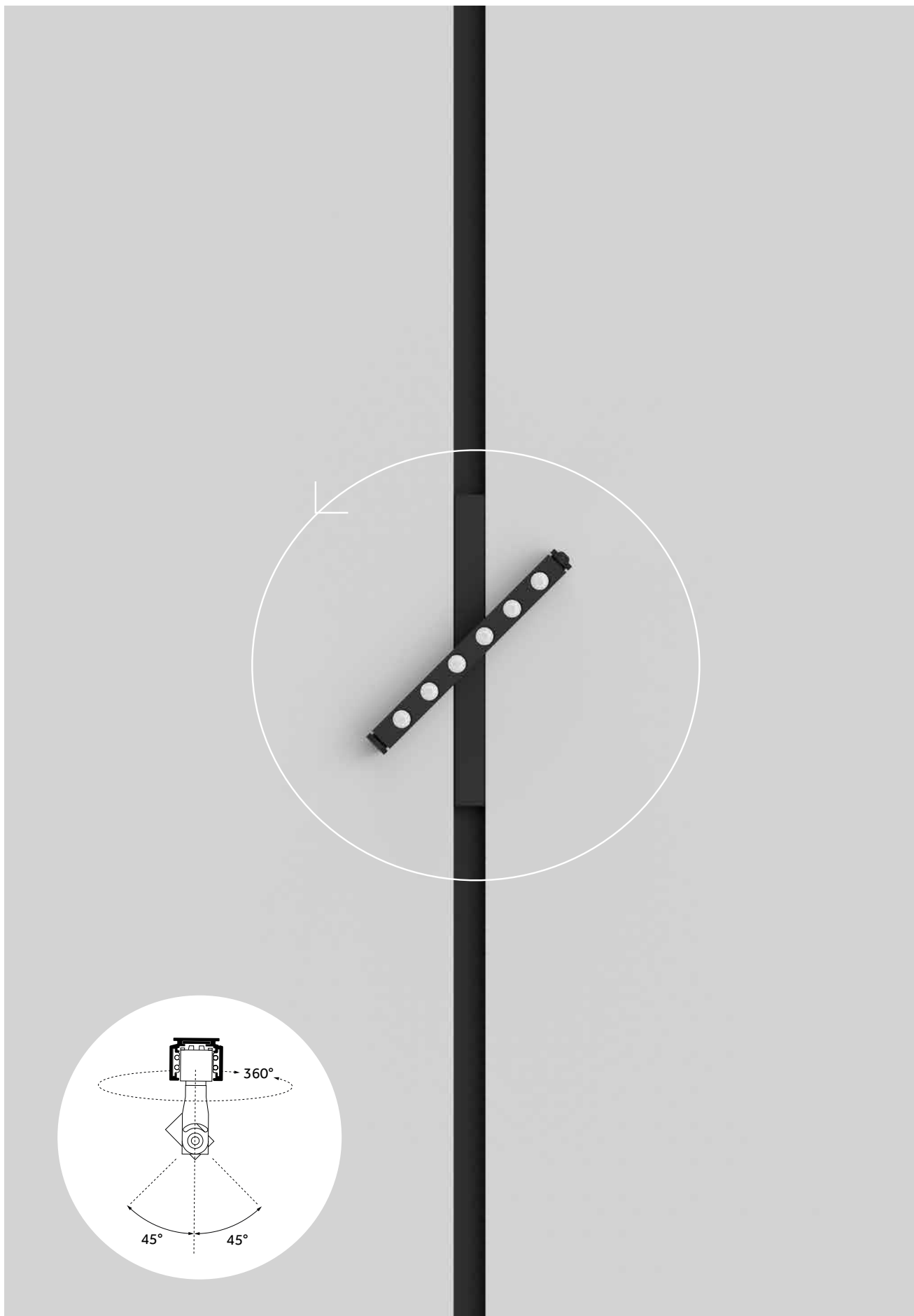
Incline 48V Dark Performance Adjustable

EN Adjustable on both the vertical (360°) and horizontal axes (-45°/+45°), the Incline 48V Dark Performance Adjustable offers maximum flexibility. Its miniaturized dimensions, along with various power levels and beam options, make it a minimal tool for exceptional accent lighting.

IT Regolabile sia sull'asse verticale (360°) che su quello orizzontale (-45°/+45°), Incline 48V Dark Performance Adjustable offre incredibile flessibilità. Le sue dimensioni miniaturizzate, insieme alle diverse potenze e opzioni di fasci di luce disponibili, lo rendono uno strumento minimale per un'illuminazione d'accento eccezionale.

Standard version





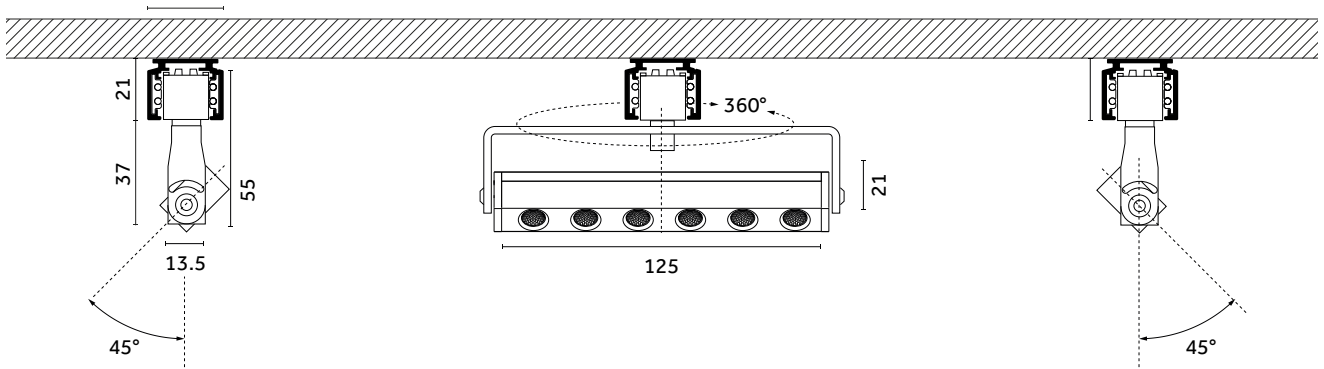
^{EN} Incline 48V Dark Performance Adjustable features a +/-45° adjustability on the vertical axis and 360° on the horizontal axis.

^{IT} La versione Adjustable di Incline 48V Dark Performance permette un'orientabilità di +45°/-45° sull'asse verticale e 360° sull'asse orizzontale.

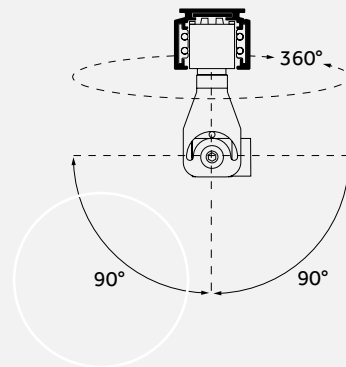


EN The adjustability of Incline 48V on two axes allows the beam to be directed precisely towards the object you want to illuminate, providing great flexibility. The ability to rotate Incline 48V Adjustable 360° on the vertical axis also allows the product to be rotated perpendicular to the direction of the track.

IT L'orientabilità di Incline 48V sui due assi, permette di direzionare il fascio di luce in modo preciso verso l'oggetto che vogliamo illuminare, garantendo grande flessibilità. La possibilità di ruotare Incline 48V Adjustable di 360° sull'asse verticale permette di ruotare il prodotto anche in perpendicolare rispetto alla direzione del binario.



On request



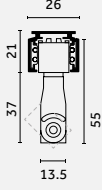
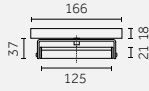
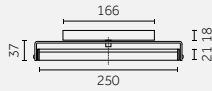

EN Thanks to the small size of Incline 48V Dark Performance Adjustable, the product can be easily hidden in architectural details such as beams and wooden slats.

IT Grazie alle dimensioni ridotte di Incline 48V Dark Performance Adjustable, il prodotto può essere facilmente nascosto in dettagli architettonici come travi doghe di legno.

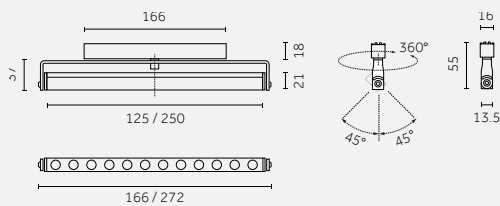

EN The adjustability on the horizontal axis can reach +90°, -90° on request.

IT L'orientabilità sull'asse orizzontale può raggiungere i +90°, -90° su richiesta.

Technical info & codes

	125 mm	250 mm
<p>Incline 48V Dark Performance Adjustable</p> 	 <p>p.148</p>	 <p>p.148</p>
	<p>Narrow (18°) Medium (24°) Medium-wide (35°) Wide (50°)</p>	<p>Narrow (18°) Medium (24°) Medium-wide (35°) Wide (50°)</p>
<p>Light source/ Sorgente luminosa</p>	<p>7 W 859 lm - 931 lm 2700 K; 3000 K; 3500 K SDCM <3 On request: (4000K, CRI>90)</p>	<p>14 W 1718 lm - 1862 lm 2700 K; 3000 K; 3500 K SDCM <3 On request: (4000K, CRI>90)</p>

Dark Performance Adjustable



Code example:
D . MS92 B . HW 31

Track 48V: p. 162-163 / 166-167 / 170*

Accessories: p.149

Notes:
 - In chart nominal Lumen/In tabella Lumen nominali.

Photometric data:
www.reggiani.net

125 mm (6LED)

7 W 56 W/m

Lumen delivered up to 835 lm / Lumen maintenance: L80 B10=50,000h

Driver	Version	Length	Diffuser	Optics	LED	K	CRI	lm	SDCM	Finishes
D DALI	MS92	125 mm	Dark Performance	B 18° Narrow	HW	2700	>90	859	<3	31
H Bluetooth				E 24° Medium	HQ	3000	>90	931	<3	
				H 35° Medium-wide	WQ	3500	>90	931	<3	
				M 50° Wide	On request: 4000K (CRI >90)					

250 mm (12LED)

14 W 56 W/m

Lumen delivered up to 1670 lm / Lumen maintenance: L80 B10=50,000h

Driver	Version	Length	Diffuser	Optics	LED	K	CRI	lm	SDCM	Finishes
D DALI	MS93	250 mm	Dark Performance	B 18° Narrow	HW	2700	>90	1718	<3	31
H Bluetooth				E 24° Medium	HQ	3000	>90	1862	<3	
				H 35° Medium-wide	WQ	3500	>90	1862	<3	
				M 50° Wide	On request: 4000K (CRI >90)					



For Track 48V:

Recessed (p.162-163)
 Surface/Pendant (p.166-167)
 Deep Pendant-Double* (p.170)



For Traceline

Track 48V:
 visit reggiani.net

Accessories

Incline 48V - Dark Performance Adjustable - 125 mm

Colored filters/ Filtri colorati

Description	Code
Square holder with colored filter/ Holder quadrato con filtro colorato	0.27332.004A
For 6X LED	0.27332.005A
	0.27332.006A
	0.27332.007A
Colour:	0.27332.008A
4A Red 6A Blue 8A Yellow	0.27332.009A
5A Green 7A Pink 9A Orange	



Selective filters/ Filtri selettivi

Description	Code
Square holder with 3000K-2700K filter/ Holder con filtro 3000K-2700K	0.27333.0000
For 6X LED	
Square holder with 2700K-2500K filter/ Holder con filtro 2700K-2500K	0.27334.0000
For 6X LED	
Square holder with 2700K-2200K filter/ Holder con filtro 2700K-2200K	0.27335.0000
For 6X LED	

Description	Code
Square holder with 2700K-2000K filter/ Holder con filtro 2700K-2000K	0.27336.0000
For 6X LED	
Square holder with 3000K-3500K filter/ Holder con filtro 3000K-3500K	0.27337.0000
For 6X LED	
Square holder with 3000K-4000K filter/ Holder con filtro 3000K-4000K	0.27338.0000
For 6X LED	

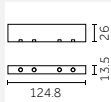
Optics accessories/ Accessori ottiche

Description	Code
Snoot with opal filter/ Cilindro anti-abbaglio con filtro opale	0.27331.0021
For 6X LED	
Snoot/ Cilindro anti-abbaglio	0.27328.0021
For 6X LED	
Square holder with elliptical lens / Holder con filtro ellittico rigato	0.27339.0000
For 6X LED	

Description	Code
Square holder with opal lens/ Holder con lente opale	0.27340.0000
For 6X LED	
Square holder with spread lens/ Holder con lente prismatica	0.27341.0000
For 6X LED	
Square holder with honeycomb/ Holder con griglia alveolare	0.27329.0000
For 6X LED	

Decorative accessories/ Accessori decorativi

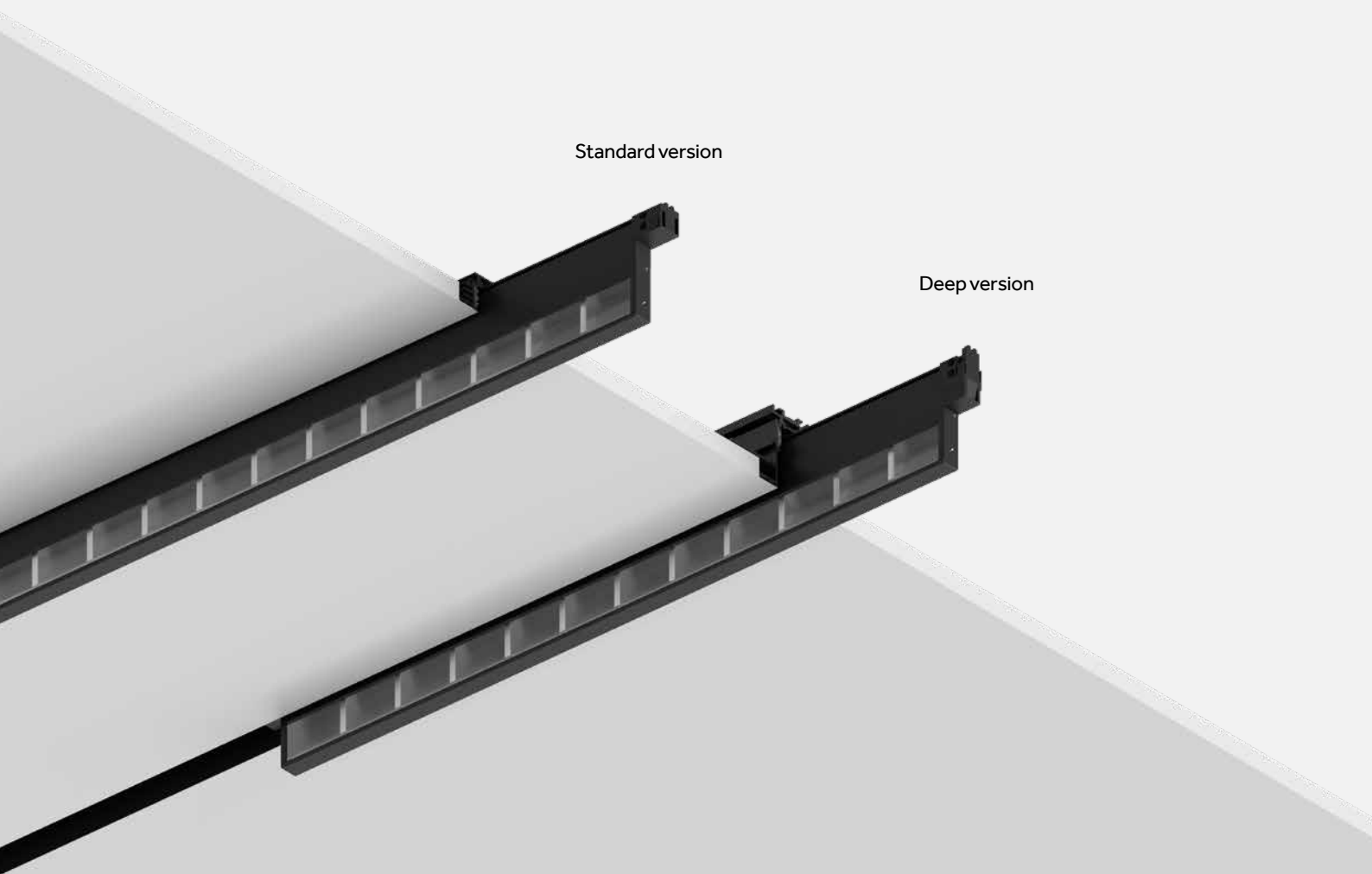
Description	Code
Decorative frosted attachment / Accessorio decorativo opaco	0.27342.0000
For 6X LED	



Incline 48V Wall Washer

EN Incline 48V Wall Washer provides soft and uniform wall washer lighting. The dedicated lens system ensures that light intensity is evenly distributed along the entire wall. Available for both standard and Deep 48V tracks.


IT Incline 48V Wall Washer garantisce un'illuminazione wall washer morbida ed uniforme. Il sistema di lenti dedicato assicura che l'intensità luminosa venga distribuita uniformemente lungo tutta la parete. Disponibile sia per binari 48V standard che Deep.



Standard version

Deep version





^{EN} Electronic board with High Power LED
^{IT} Scheda elettronica con LED ad alta potenza

^{EN} Micro optical domes for even light distribution
^{IT} Micro cupole ottiche per una distribuzione uniforme della luce

^{EN} Aluminium satin indirect reflector for wall washer light distribution
^{IT} Riflettore indiretto in alluminio satinato per distribuzione wall washer della luce

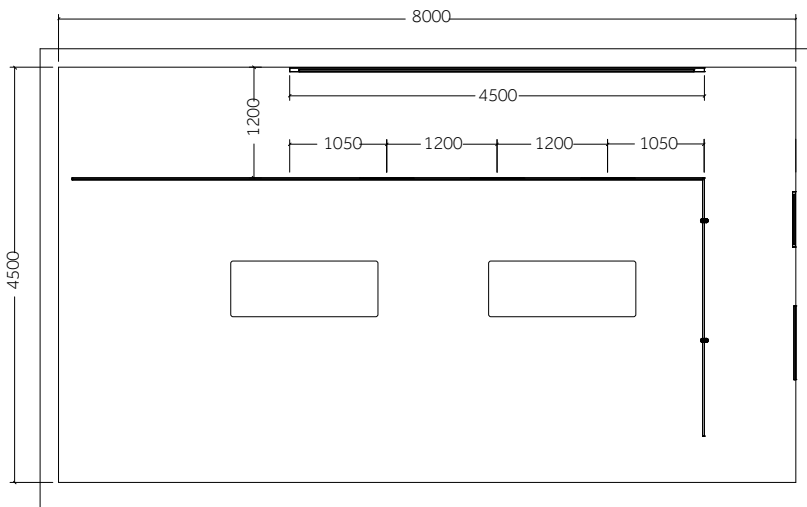
EN
IT

Wall washing installation example (3m)
Esempio di installazione effetto wall washer (3m)

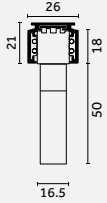
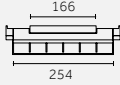
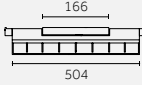
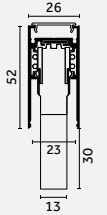
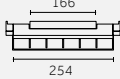
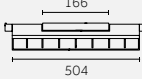

Incline 48V Wall Washer



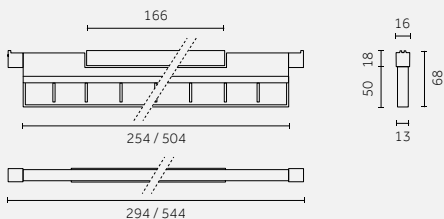
Products: Incline 48V Wall Washer - 500mm, 24W, 3000K
Center distance: 1200mm
Average illuminance: >535lx



Technical info & codes

	250mm	500mm
<p>Incline 48V Wall Washer</p> 	 <p>p.156</p>	 <p>p.156</p>
<p>Incline 48V Wall Washer Deep</p> 	 <p>p.157</p>	 <p>p.157</p>
	<p>114°</p>	<p>114°</p>
<p>Light source/ Sorgente luminosa</p>	<p>12 W 1642 lm - 1779 lm 2700 K, 3000 K, 3500 K CRI >90 On request: (4000K, CRI>90)</p>	<p>24 W 3284 lm - 3558 lm 2700 K, 3000 K, 3500 K CRI >90 On request: (4000K, CRI>90)</p>

Wall Washer



Code example:

D . **NS93** **H** . **HW** **12**

Track 48V: p. 162-163 / 166-167

Notes:

- In chart nominal Lumen/In tabella Lumen nominali.

Photometric data:

www.reggiani.net

250 mm

12 W 35 W/m

Lumen delivered up to 1346 lm / Lumen maintenance: L80 B20=50,000h

Driver	Version	Length	Diffuser	LED	K	CRI	lm	SDCM	Finishes
D DALI	NS93	250 mm	H Wall Washer	HW	2700	>90	1642	<3	12
H Bluetooth				HQ	3000	>90	1779	<3	31
				WQ	3500	>90	1779	<3	

On request:
4000K (CRI >90)

500 mm

24 W 49 W/m

Lumen delivered up to 2693 lm / Lumen maintenance: L80 B10=50,000h

Driver	Version	Length	Diffuser	LED	K	CRI	lm	SDCM	Finishes
D DALI	NS94	500 mm	H Wall Washer	HW	2700	>90	3284	<3	12
H Bluetooth				HQ	3000	>90	3558	<3	31
				WQ	3500	>90	3558	<3	

On request:
4000K (CRI >90)



For Track 48V:

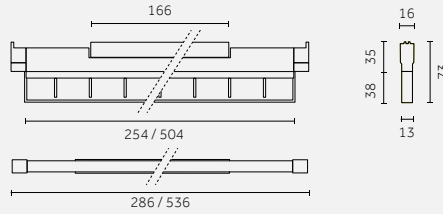
Recessed (p.162-163)
Surface/Pendant (p.166-167)



For Traceline

Track 48V:
[visit reggiani.net](http://www.reggiani.net)

Wall Washer - Deep



Code example:

D . NQ93 H . HW 12

Track 48V: p. 164-165 / 168-170

Notes:

- In chart nominal Lumen/In tabella Lumen nominali.

Photometric data:
www.reggiani.net

250 mm **12 W** 35 W/m Lumen delivered up to 1346 lm / Lumen maintenance: L80 B20=50,000h

Driver	Version	Length	Diffuser	LED	K	CRI	lm	SDCM	Finishes
D DALI	NQ93	250 mm	H Wall Washer	HW	2700	>90	1642	<3	12
H Bluetooth				HQ	3000	>90	1779	<3	31
				WQ	3500	>90	1779	<3	

On request:
4000K (CRI >90)

500 mm **24 W** 35 W/m Lumen delivered up to 2693 lm / Lumen maintenance: L80 B10=50,000h

Driver	Version	Length	Diffuser	LED	K	CRI	lm	SDCM	Finishes
D DALI	NQ94	500 mm	H Wall Washer	HW	2700	>90	3284	<3	12
H Bluetooth				HQ	3000	>90	3558	<3	31
				WQ	3500	>90	3558	<3	

On request:
4000K (CRI >90)



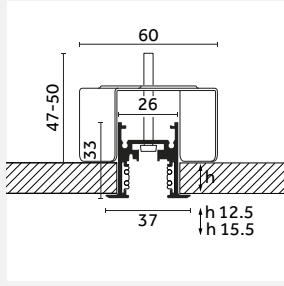
For Track 48V:

- Deep Recessed (p.164-165)
- Deep Surface/Pendant (p.168)
- Deep Pendant-Indirect (p.169)
- Deep Pendant-Double (p.170)

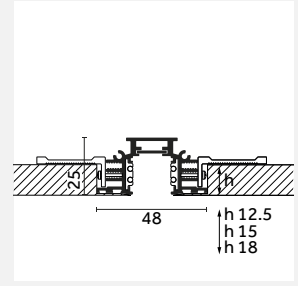
Track 48V

Track 48V

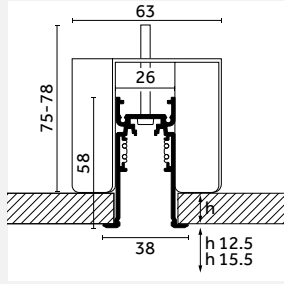
Recessed



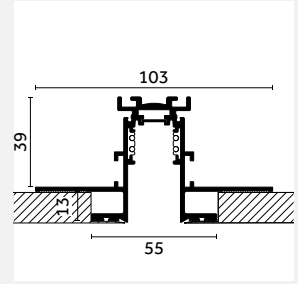
Track 48V Recessed Trim p. 162



Track 48V Recessed Trimless p. 163

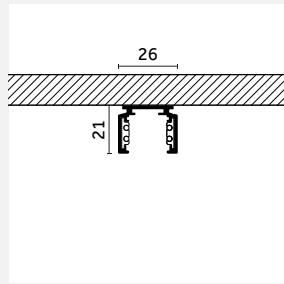


Track 48V - Deep Recessed Trim p. 164

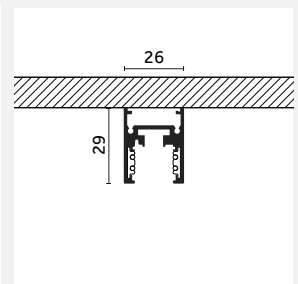



Track 48V - Deep Recessed Trimless p. 165

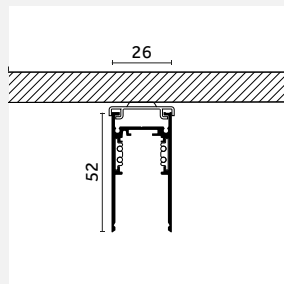
Surface/Pendant



Track 48V Surface/Pendant Slim p. 166

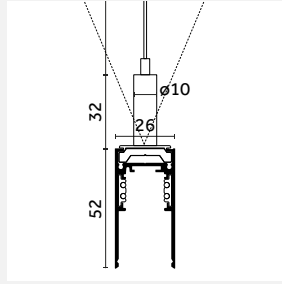


Track 48V Surface/Pendant p. 167

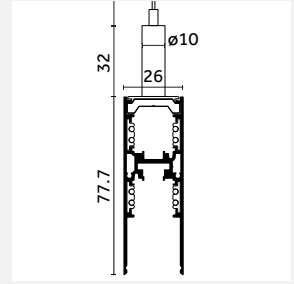


Track 48V Deep Surface/Pendant p. 168

Pendant Indirect



Track 48V Deep
Pendant - Indirect p. 169



Track 48V Deep
Pendant - Double p. 170

Not enough? Discover Traceline 48V



Traceline Track 48V
Surface/Pendant

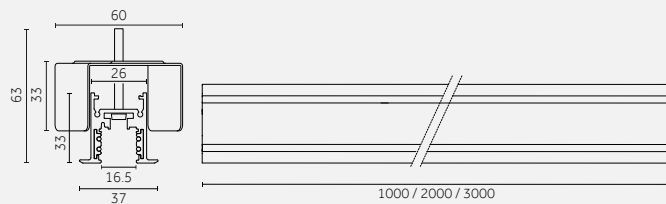

Traceline Track 48V
Pendant Indirect

Traceline Track 48V
Deep Pendant Direct / Indirect



Scan the QR code and
discover Traceline 48V

Track 48V - Recessed Trim



Code example:
0.02401.00 12

Version	Length mm	Weight kg	Finishes
0.02401.00	1000	1,00	12 <input type="checkbox"/>
0.02402.00	2000	2,00	31 <input type="checkbox"/>
0.02403.00	3000	3,00	

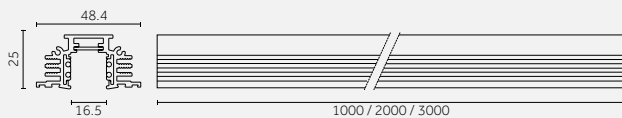

Electrical Devices: p.178-179
Control systems: p.177
Electromechanical connections: p.176

Track 48V - Recessed Trim - Accessories

Accessories/
Accessori

		Description End cap for tracks/ Tappo di chiusura per binari	Code 0.02481.00	Finishes 12 <input type="checkbox"/> 31 <input type="checkbox"/>
		Description Reinforcing bracket for jointing connection/ Staffa di rinforzo per installazioni in linea continua	Code 0.02487.00	Finishes 21 <input type="checkbox"/>
		Description 90° ceiling corner/ Angolo a 90° a soffitto	Code 0.02414.00	Finishes 12 <input type="checkbox"/> 31 <input type="checkbox"/>
		Description Aesthetic track cover/ Cover di chiusura estetica	Code 0.02425.00	Finishes 10 <input type="checkbox"/> 21 <input type="checkbox"/>
		Description Trimless inspection hatch/ Botola d'ispezione Trimless	Code 0.40020.0000	
		Description Mechanical through joint/ Giunto passante meccanico	Code 0.02644.00	Finishes 10 <input type="checkbox"/> 21 <input type="checkbox"/>
		Description Cable cutter/ Tronchese per taglio conduttori del binario	Code 0.02064.0000	

Track 48V - Recessed Trimless



Code example:
0.02465.00 21

Version	Length mm	Weight kg	Finishes
0.02465.00	1000	1,00	21 <input checked="" type="checkbox"/>
0.02466.00	2000	2,00	
0.02467.00	3000	3,00	

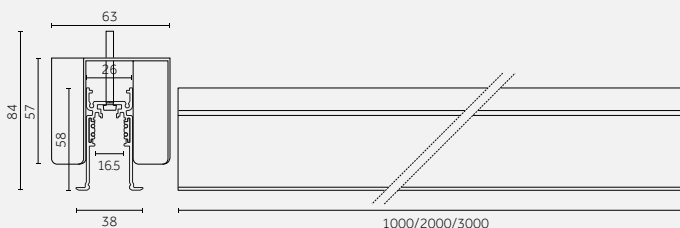

Electrical Devices: p.178-179
Control systems: p.177
Electromechanical connections: p.176

Track 48V - Recessed Trimless - Accessories

Accessories/ Accessori

		Description End cap for tracks/ Tappo di chiusura per binario	Code 0.02468.00	Finishes 21 <input checked="" type="checkbox"/>
		Description Reinforcing bracket for jointing connection/ Staffa di rinforzo per installazioni in linea continua	Code 0.02487.00	Finishes 21 <input checked="" type="checkbox"/>
		Description Bracket for trimless installation (For 1000 mm order 4 pieces) / Staffa per applicazioni Trimless (Per 1000 mm ordinare 4 pezzi)	Code 0.02475.0000	
		Description 90° ceiling corner/ Angolo a 90° a soffitto	Code 0.02474.00	Finishes 21 <input checked="" type="checkbox"/>
		Description External vertical mechanical corner joint/ Giunto meccanico angolare verticale esterno	Code 0.02556.00	Finishes 21 <input checked="" type="checkbox"/>
		Description Internal vertical mechanical corner joint/ Giunto meccanico angolare verticale interno	Code 0.02557.00	Finishes 21 <input checked="" type="checkbox"/>
		Description Aesthetic track cover/ Cover di chiusura estetica	Code 0.02425.00	Finishes 10 <input type="checkbox"/> 21 <input checked="" type="checkbox"/>
		Description Trimless inspection hatch/ Botola d'ispezione Trimless	Code 0.40020.0000	
		Description Mechanical through joint/ Giunto passante meccanico	Code 0.02644.00	Finishes 10 <input type="checkbox"/> 21 <input checked="" type="checkbox"/>
		Description Cable cutter/ Tronchese per taglio conduttori del binario	Code 0.02064.0000	

Track 48V - Deep Recessed Trim

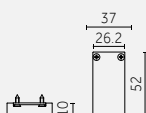


Code example:
0.02590.00 12

Version	Length mm	Weight kg	Finishes
0.02590.00	1000	1,00	12 <input type="checkbox"/>
0.02591.00	2000	2,00	31 <input type="checkbox"/>
0.02592.00	3000	3,00	

Electrical Devices: p.178-179
Control systems: p.177
Electromechanical connections: p.176

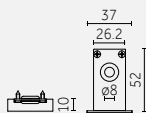
Track 48V - Deep Recessed Trim - Accessories

Accessories/
Accessori

Description
End cap for tracks/
Tappo di chiusura per binari

Code
0.02593.00

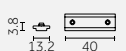
Finishes
12
31



Description
End cap with cable hole/
Tappo di chiusura con foro per cavo

Code
0.02594.00

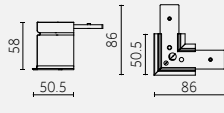
Finishes
12
31



Description
Reinforcing bracket for jointing connection/
Staffa di rinforzo per installazioni in linea continua

Code
0.02487.00

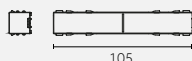
Finishes
21



Description
90° ceiling corner/
Angolo a 90° a soffitto

Code
0.02595.00

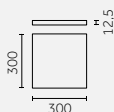
Finishes
12
31



Description
Mechanical through joint/
Giunto passante meccanico

Code
0.02644.00

Finishes
10
21



Description
Trimless inspection hatch/
Botola d'ispezione Trimless

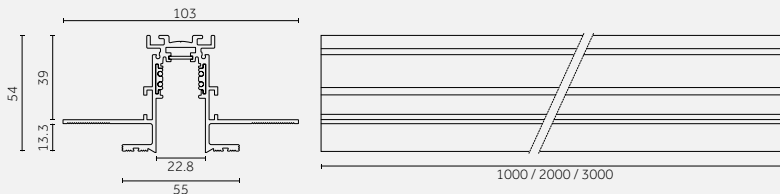
Code
0.40020.0000



Description
Cable cutter/
Tronchese per taglio conduttori del binario

Code
0.02064.0000

Track 48V - Deep Recessed Trimless



Code example:
0.02445.00 21

Version	Length mm	Weight kg	Finishes
0.02445.00	1000	1,00	21
0.02446.00	2000	2,00	
0.02447.00	3000	3,00	

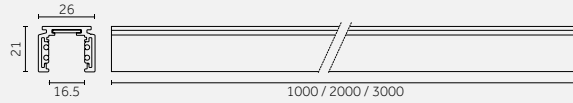

Electrical Devices: p.178-179
Control systems: p.177
Electromechanical connections: p.176

Track 48V - Deep Recessed Trimless - Accessories

Accessories/ Accessori

		Description End cap for track/ Tappo di chiusura per binario	Code 0.02463.00	Finishes 12 31
		Description End cap with cable hole/ Tappo di chiusura con foro per cavo	Code 0.02464.00	Finishes 12 31
		Description Reinforcing bracket for jointing connection/ Staffa di rinforzo per installazioni in linea continua	Code 0.02487.00	Finishes 21
		Description 90° ceiling corner / Angolo a 90° a soffitto	Code 0.02478.00	Finishes 21
		Description External vertical mechanical corner joint / Giunto meccanico angolare verticale esterno	Code 0.02565.00	Finishes 21
		Description Internal vertical mechanical corner joint / Giunto meccanico angolare verticale interno	Code 0.02566.00	Finishes 21
		Description Mechanical through joint / Giunto passante meccanico	Code 0.02644.00	Finishes 10 21
		Description Trimless inspection hatch / Botola d'ispezione Trimless	Code 0.40020.000	 315x315
		Description Cable cutter / Tronchese per taglio conduttori del binario	Code 0.02064.0000	

Track 48V - Surface/Pendant Slim



Code example:

0.02450.00 12


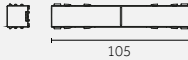
Electrical Devices: p.178-179

Control systems: p.177

Electromechanical connections: p.176

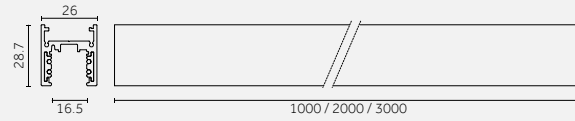

Version	Length mm	Weight kg	Finishes
0.02450.00	1000	0,70	12
0.02451.00	2000	1,40	31
0.02452.00	3000	2,10	

Track 48V - Surface/Pendant Slim - Accessories

Accessories/
Accessori**Description**End cap/
Tappo di chiusura**Code****0.02453.00****Finishes**12
31 **Description**End cap with cable hole/
Tappo di chiusura con foro per cavo**Code****0.02454.00****Finishes**12
31 **Description**Mechanical through joint/
Giunto passante meccanico**Code****0.02644.00****Finishes**10
21 **Description**Aesthetic track cover/
Cover di chiusura estetica**Code****0.02425.00****Finishes**10
21 **Description**Cable cutter/
Tronchese per taglio conduttori del binario**Code****0.02064.0000****Notes:**

Kit for suspended application to be ordered separately p.171/ Kit per l'applicazione a sospensione da ordinare separatamente vedi p.171

Track 48V - Surface/Pendant



Code example:

0.02455.00 12

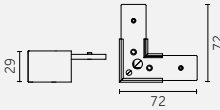
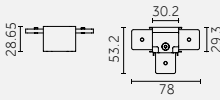
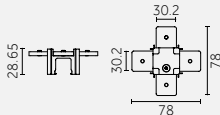
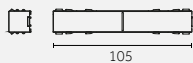
Electrical Devices: p.178-179

Control systems: p.177

Electromechanical connections: p.176

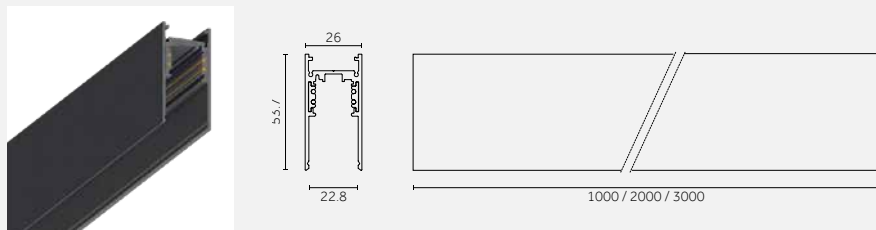

Version	Length mm	Weight kg	Finishes
0.02455.00	1000	0,77	12
0.02456.00	2000	1,54	31
0.02457.00	3000	2,31	

Track 48V - Surface/Pendant - Accessories

Accessories/
Accessori**Description**End cap/
Tappo di chiusura**Code****0.02458.00****Finishes**12
31**Description**End cap with cable hole/
Tappo di chiusura con foro per cavo**Code****0.02459.00****Finishes**12
31**Description**90° corner/
Angolo a 90°**Code****0.02449.00****Finishes**12
31**Description**Mechanical T-joint/
Giunto meccanico a T**Code****0.02563.00****Finishes**12
31**Description**Mechanical X-joint/
Giunto meccanico a X**Code****0.02564.00****Finishes**12
31**Description**Bracket for surface-mounting/
Clip per fissaggio a superficie**Code****0.02415.00****Finishes**10
21**Description**Mechanical through joint/
Giunto passante meccanico**Code****0.02644.00****Finishes**10
21**Description**Aesthetic track cover/
Cover di chiusura estetica**Code****0.02425.00****Finishes**10
21**Description**Cable cutter/
Tronchese per taglio conduttori del binario**Code****0.02064.0000****Notes:**

Kit for suspended application to be ordered separately p.172-173/ Kit per l'applicazione a sospensione da ordinare separatamente vedi p.172-173

Track 48V - Deep Surface/Pendant



Code example:

0.02460.00 12

Electrical Devices: p.178-179

Control systems: p.177

Electromechanical connections: p.176

Version	Length mm	Weight kg	Finishes
0.02460.00	1000	0,95	12 <input type="checkbox"/>
0.02461.00	2000	1,90	31 <input type="checkbox"/>
0.02462.00	3000	2,85	

Track 48V - Deep Surface/Pendant - Accessories

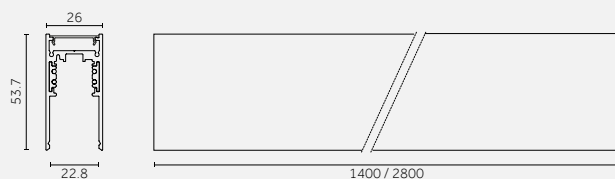

Accessories/
Accessori

		Description End cap for track/ Tappo di chiusura per binario	Code 0.02463.00	Finishes 12 <input type="checkbox"/> 31 <input type="checkbox"/>
		Description End cap with cable hole/ Tappo di chiusura con foro per cavo	Code 0.02464.00	Finishes 12 <input type="checkbox"/> 31 <input type="checkbox"/>
		Description 90° corner/ Angolo a 90°	Code 0.02448.00	Finishes 12 <input type="checkbox"/> 31 <input type="checkbox"/>
		Description Mechanical T-joint/ Giunto meccanico a T	Code 0.02552.00	Finishes 12 <input type="checkbox"/> 31 <input type="checkbox"/>
		Description Mechanical X-joint/ Giunto meccanico a X	Code 0.02553.00	Finishes 12 <input type="checkbox"/> 31 <input type="checkbox"/>
		Description Bracket for surface-mounting/ Clip per fissaggio a superficie	Code 0.02415.00	Finishes 10 <input type="checkbox"/> 21 <input type="checkbox"/>
		Description Mechanical through joint/ Giunto passante meccanico	Code 0.02644.00	Finishes 10 <input type="checkbox"/> 21 <input type="checkbox"/>
		Description Aesthetic track cover/ Cover di chiusura estetica	Code 0.02424.00	Finishes 10 <input type="checkbox"/> 21 <input type="checkbox"/>
		Description Cable cutter/ Tronchese per taglio conduttori del binario	Code 0.02064.0000	

Notes:

Kit for suspended application to be ordered separately p.172-173/ Kit per l'applicazione a sospensione da ordinare separatamente vedi p.172-173

Track 48V Deep / Pendant - Indirect



Code example:

X . 02405 . HW 12

Electrical Devices: p.178-179

Control systems: p.177

Electromechanical connections: p.176

Notes:

- In chart nominal Lumen/ In tabella Lumen nominali.

*Version with separate switching indirect light and track, available on request/*Versione per accensione separata luce indiretta/binario, disponibile su richiesta.

20,2 W MID POWER LED Lumen delivered up to 2430 lm / Lumen maintenance: L90 B5=50,000h

Driver	Version	Length mm	Diffuser	Beam width	LED	K	CRI	lm	SDCM	Finishes
X Not included	02405 On/Off*	1400	Opal	105°	HW	2700	>90	2520	<3	12 <input type="checkbox"/>
	V2405 Dimm 1-10V*				HQ	3000	>90	3050	<3	31 <input type="checkbox"/>
	D2405 DALI				HN	4000	>90	3300	<3	

39,4 W MID POWER LED Lumen delivered up to 4860 lm / Lumen maintenance: L90 B5=50,000h

Driver	Version	Length mm	Diffuser	Beam width	LED	K	CRI	lm	SDCM	Finishes
X Not included	02406 On/Off*	2800	Opal	105°	HW	2700	>90	5040	<3	12 <input type="checkbox"/>
	V2406 Dimm 1-10V*				HQ	3000	>90	6100	<3	31 <input type="checkbox"/>
	D2406 DALI				HN	4000	>90	6600	<3	

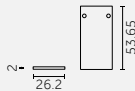
20 W Tunable white

Driver	Version	Length mm	Diffuser	Beam width	LED	K	CRI	lm	SDCM	Finishes
X Not included	T2405	1400	Opal	105°	QT	2200-6500	>90	2310	<3	12 <input type="checkbox"/>
										31 <input type="checkbox"/>

40 W Tunable white

Driver	Version	Length mm	Diffuser	Beam width	LED	K	CRI	lm	SDCM	Finishes
X Not included	T2406	2800	Opal	105°	QT	2200-6500	>90	4670	<3	12 <input type="checkbox"/>
										31 <input type="checkbox"/>

Track 48V Deep / Pendant - Indirect - Accessories

Accessories/
Accessori

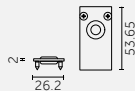
Description

End cap for track/
Tappo di chiusura per binario

Code

02463.00

Finishes

12 31 

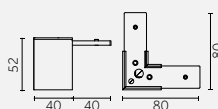
Description

End cap with cable hole/
Tappo di chiusura con foro per cavo

Code

02464.00

Finishes

12 31 

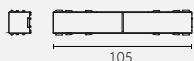
Description

90° corner/
Angolo a 90°

Code

02449.00

Finishes

12 31 

Description

Mechanical through joint/
Giunto passante meccanico

Code

02644.00

Finishes

10 21 

Description

Aesthetic track cover/
Cover di chiusura estetica

Code

02424.00

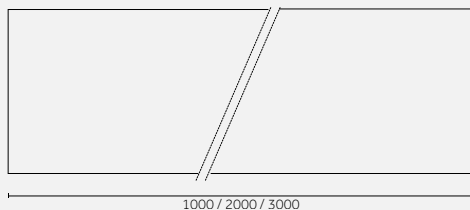
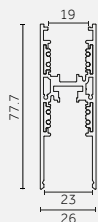

Finishes

10 21

Notes:

Kit for suspended application to be ordered separately p.172-173/ Kit per l'applicazione a sospensione da ordinare separatamente vedi p.172-173

Track 48V - Deep Pendant - Double



Code example:

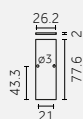
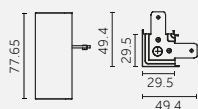
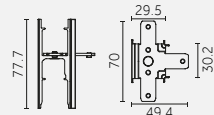
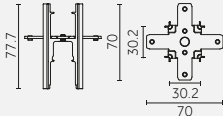
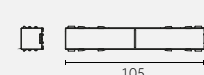
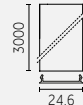
0.02597.00 12

Electrical Devices: p.178-179

Control systems: p.169

Electromechanical connections: p.176

Version	Length mm	Weight kg	Finishes
0.02597.00	1000	1,53	12
0.02598.00	2000	3,10	31
0.02599.00	3000	4,60	

Accessories/
Accessori**Description**End cap for track/
Tappo di chiusura per binario**Code****0.02589.00****Finishes**12
31 **Description**Mechanical L-joint/
Giunto meccanico a L**Code****0.02586.00****Finishes**12
31 **Description**Mechanical T-joint/
Giunto meccanico a T**Code****0.02587.00****Finishes**12
31 **Description**Mechanical X-joint/
Giunto meccanico a X**Code****0.02588.00****Finishes**12
31 **Description**Mechanical through joint/
Giunto passante meccanico**Code****0.02644.00****Finishes**10
21 **Description**Reinforcing bracket for jointing connection/
Staffa di rinforzo per installazioni in linea continua**Code****0.02487.00****Finishes**10
21 **Description**Aesthetic track cover/
Cover di chiusura estetica**Code****0.02424.00****Finishes**10
21 **Description**Cable cutter/
Tronchese per taglio conduttori del binario**Code****0.02064.0000****Notes:**

Kit for suspended application to be ordered separately p.174-175/ Kit per l'applicazione a sospensione da ordinare separatamente vedi p.174-176

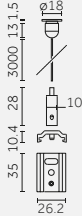
Suspension Kit



For Track 48V
Surface/
Pendant Slim
p. 166

Track 48V

Track 48V - Surface/Pendant Slim - Suspension

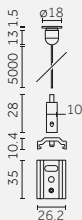


Description

Wire suspension set for Slim track with 3000mm cable + cylinder ceiling rose + short bracket with gripper for rapid cable Ø 1,5mm installation /
Set sospensione per binario Slim con cavo 3000mm + rosone cilindrico + staffa corta con tenditore per fissaggio rapido del cavo Ø 1,5mm

Code
0.02502.00

Finishes
12
21

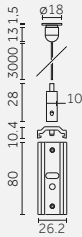


Description

Wire suspension set for Slim track with 5000mm cable + cylinder ceiling rose + short bracket with gripper for rapid cable Ø 1,5mm installation /
Set sospensione per binario Slim con cavo 5000mm + rosone cilindrico + staffa corta con tenditore per fissaggio rapido del cavo Ø 1,5mm

Code
0.02503.00

Finishes
12
21

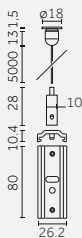


Description

Wire suspension set for Slim track with 3000mm cable + ceiling rose + long bracket with gripper for rapid cable Ø 1,5mm installation /
Set sospensione per binario Slim con cavo 3000mm + rosone + staffa lunga con tenditore per fissaggio rapido del cavo Ø 1,5mm

Code
0.02518.00

Finishes
12
21



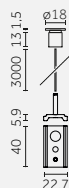
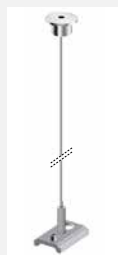
Description

Wire suspension set for Slim track with 5000mm cable + ceiling rose + long bracket with gripper for rapid cable Ø 1,5mm installation /
Set sospensione per binario Slim con cavo 5000mm + rosone + staffa lunga con tenditore per fissaggio rapido del cavo Ø 1,5mm

Code
0.02519.00

Finishes
12
21

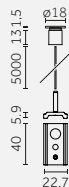
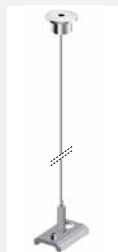
Track 48V - Surface/Pendant - Suspension

**Description**

Wire suspension set with 3000mm cable + cylinder ceiling rose + short bracket with gripper for rapid cable Ø 1,5mm installation /
Set sospensione con cavo 3000mm + rosone cilindrico + staffa corta con tenditore per fissaggio rapido del cavo Ø 1,5mm

Code**0.02407.0000**

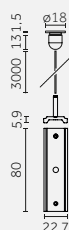
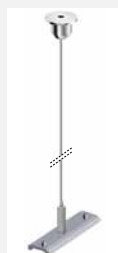
For Track 48V
Surface/
Pendant p. 167

**Description**

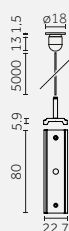
Wire suspension set with 5000mm cable + cylinder ceiling rose + short bracket with gripper for rapid cable Ø 1,5mm installation /
Set sospensione con cavo 5000mm + rosone cilindrico + staffa corta con tenditore per fissaggio rapido del cavo Ø 1,5mm

Code**0.02408.0000**

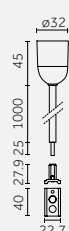
For Track 48V
Deep Surface/
Pendant p. 168-169

**Description**

Wire suspension set with 3000mm cable + ceiling rose + long bracket with gripper for rapid cable Ø 1,5mm installation /
Set sospensione con cavo 3000mm + rosone + staffa lunga con tenditore per fissaggio rapido del cavo Ø 1,5mm

Code**0.02409.0000****Description**

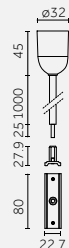
Wire suspension set with 5000mm cable + ceiling rose + long bracket with gripper for rapid cable Ø 1,5mm installation /
Set sospensione con cavo 5000mm + rosone + staffa lunga con tenditore per fissaggio rapido del cavo Ø 1,5mm

Code**0.02410.0000****Description**

Suspension kit with 1m tige.
Ceiling bracket, plastic ceiling rose, threaded M6 rod, M6 short bracket /
Set per fissaggio a sospensione con tige 1m.
Staffa per fissaggio a soffitto, rosone in plastica, barra filettata M6, staffa corta M6

Code**0.02488.00****Finishes**

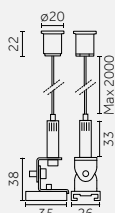
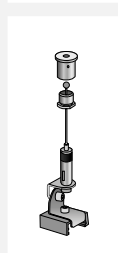
10	<input type="checkbox"/>
21	<input type="checkbox"/>

**Description**

Suspension kit with 1m tige.
Ceiling bracket, plastic ceiling rose, threaded M6 rod, M6 long bracket /
Set per fissaggio a sospensione con tige 1m.
Staffa per fissaggio a soffitto, rosone in plastica, barra filettata M6, staffa lunga M6

Code**0.02520.00****Finishes**

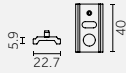
10	<input type="checkbox"/>
21	<input type="checkbox"/>

**Description**

Suspension kit with 2m long wire and counter-balance system /
Set sospensione con cavo da 2m e sistema di contro-bilanciamento

Code**0.02473.00****Finishes**

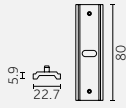
10	<input type="checkbox"/>
21	<input type="checkbox"/>

**Description**

Short bracket for suspension/
Staffa corta per sospensione

Code

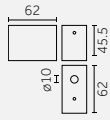
0.02479.0000

**Description**

Long bracket for suspension/
Staffa lunga per sospensione

Code

0.02482.0000

**Description**

Canopy surface kit for suspended track feeding.
Rose, ceiling bracket, 4-pole terminal block and gasket for cable passage/
Set basetta a superficie per alimentazione binario a sospensione.
Rosone, staffa per fissaggio a soffitto, morsettiera 4 poli e guarnizione per il passaggio del cavo

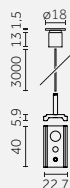
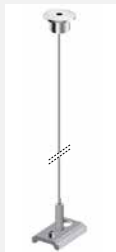
Code

0.02480.00

Finishes

12	
31	

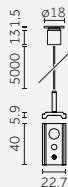
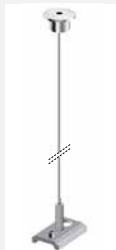
Track 48V - Deep Pendant - Double - Suspension

**Description**

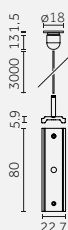
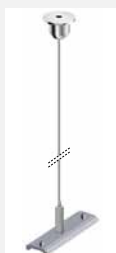
Wire suspension set for double track with 3000mm cable + cylinder ceiling rose + short bracket with gripper for rapid cable Ø 1,5mm installation/
Set sospensione per binario double con cavo 3000mm + rosone cilindrico + staffa corta con tenditore per fissaggio rapido del cavo Ø 1,5mm

Code**0.02638.0000**

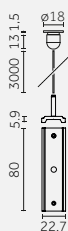

For Track 48V
Deep Pendant -
Double p. 170

**Description**

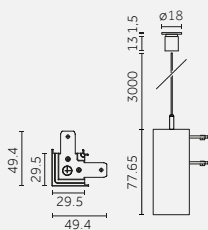
Wire suspension set for double track with 5000mm cable + cylinder ceiling rose + short bracket with gripper for rapid cable Ø 1,5mm installation/
Set sospensione per binario double con cavo 5000mm + rosone cilindrico + staffa corta con tenditore per fissaggio rapido del cavo Ø 1,5mm

Code**0.02639.0000****Description**

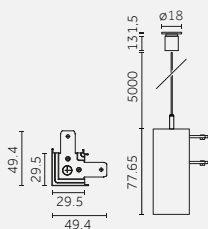
Wire suspension set for double track with 3000mm cable + cylinder ceiling rose + long bracket with gripper for rapid cable Ø 1,5mm installation/
Set sospensione per binario double con cavo 3000mm + rosone cilindrico + staffa lunga con tenditore per fissaggio rapido del cavo Ø 1,5mm

Code**0.02651.0000****Description**

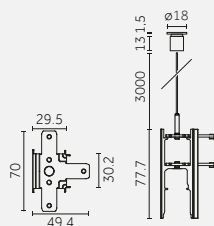
Wire suspension set for double track with 5000mm cable + cylinder ceiling rose + long bracket with gripper for rapid cable Ø 1,5mm installation/
Set sospensione per binario double con cavo 5000mm + rosone cilindrico + staffa lunga con tenditore per fissaggio rapido del cavo Ø 1,5mm

Code**0.02652.0000****Description**

Mechanical L-joint set for double track with 3000mm cable + cylinder ceiling rose + gripper for rapid cable Ø 1,5mm installation/
Set giunto meccanico a L per binario double con cavo 3000mm + rosone cilindrico + tenditore per fissaggio rapido del cavo Ø 1,5mm

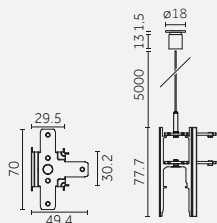
Code**0.02634.00****Finishes****12****31****Description**

Mechanical L-joint set for double track with 5000mm cable + cylinder ceiling rose + gripper for rapid cable Ø 1,5mm installation/
Set giunto meccanico a L per binario double con cavo 5000mm + rosone cilindrico + tenditore per fissaggio rapido del cavo Ø 1,5mm

Code**0.02646.00****Finishes****12****31****Description**

Mechanical T-joint set for double track with 3000mm cable + cylinder ceiling rose + gripper for rapid cable Ø 1,5mm installation/
Set giunto meccanico a T per binario double con cavo 3000mm + rosone cilindrico + tenditore per fissaggio rapido del cavo Ø 1,5mm

Code**0.02635.00****Finishes****12****31**

**Description**

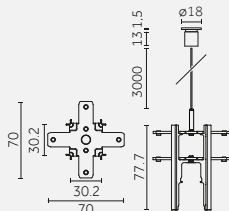
Mechanical T-joint set for double track with 5000mm cable + cylinder ceiling rose + gripper for rapid cable Ø 1,5mm installation/
Set giunto meccanico a T per binario double con cavo 5000mm + rosone cilindrico + tenditore per fissaggio rapido del cavo Ø 1,5mm

Code

0.02647.00

Finishes

12	<input type="checkbox"/>
31	<input type="checkbox"/>

**Description**

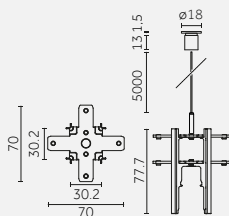
Mechanical X-joint set for double track with 3000mm cable + cylinder ceiling rose + gripper for rapid cable Ø 1,5mm installation/
Set giunto meccanico a X per binario double con cavo 3000mm + rosone cilindrico + tenditore per fissaggio rapido del cavo Ø 1,5mm

Code

0.02636.00

Finishes

12	<input type="checkbox"/>
31	<input type="checkbox"/>

**Description**

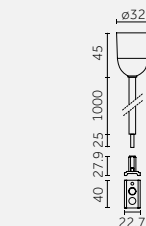
Mechanical X-joint set for double track with 5000mm cable + cylinder ceiling rose + gripper for rapid cable Ø 1,5mm installation/
Set giunto meccanico a X per binario double con cavo 5000mm + rosone cilindrico + tenditore per fissaggio rapido del cavo Ø 1,5mm

Code

0.02648.00

Finishes

12	<input type="checkbox"/>
31	<input type="checkbox"/>

**Description**

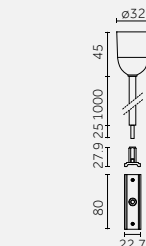
Suspension kit for double track with 1m tige.
Ceiling bracket, plastic ceiling rose, threaded M6 rod, M6 short bracket/
Set per fissaggio a sospensione per binario double con tige 1m.
Staffa per fissaggio a soffitto, rosone in plastica, barra filettata M6, staffa corta M6

Code

0.02645.00

Finishes

10	<input type="checkbox"/>
21	<input type="checkbox"/>

**Description**

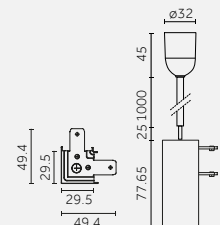
Suspension kit for double track with 1m tige.
Ceiling bracket, plastic ceiling rose, threaded M6 rod, M6 long bracket/
Set per fissaggio a sospensione per binario double con tige 1m.
Staffa per fissaggio a soffitto, rosone in plastica, barra filettata M6, staffa lunga M6

Code

0.02649.00

Finishes

10	<input type="checkbox"/>
21	<input type="checkbox"/>

**Description**

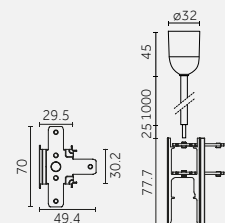
Mechanical L-joint set for double track with 1m tige.
Ceiling bracket, plastic ceiling rose, threaded M6 rod, M6 long bracket/
Set giunto meccanico a L per binario double con tige 1m.
Staffa per fissaggio a soffitto, rosone in plastica, barra filettata M6, staffa lunga M6

Code

0.02653.00

Finishes

12	<input type="checkbox"/>
31	<input type="checkbox"/>

**Description**

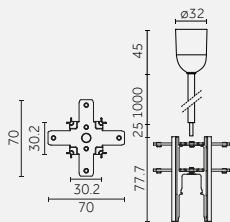
Mechanical T-joint set for double track with 1m tige.
Ceiling bracket, plastic ceiling rose, threaded M6 rod, M6 long bracket/
Set giunto meccanico a T per binario double con tige 1m.
Staffa per fissaggio a soffitto, rosone in plastica, barra filettata M6, staffa lunga M6

Code

0.02654.00

Finishes

12	<input type="checkbox"/>
31	<input type="checkbox"/>

**Description**

Mechanical X-joint set for double track with 1m tige.
Ceiling bracket, plastic ceiling rose, threaded M6 rod, M6 long bracket/
Set giunto meccanico a X per binario double con tige 1m.
Staffa per fissaggio a soffitto, rosone in plastica, barra filettata M6, staffa lunga M6

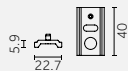
Code

0.02655.00

Finishes

12

31

**Description**

Short bracket for suspension for double track/
Staffa corta per sospensione per binario double

Code

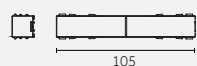
0.02637.0000

Electromechanical connections

Track 48V - Connections



Electromechanical connections/ Connessioni elettromeccaniche

**Description**

Straight connector/
Giunto passante

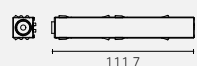
Code

0.02486.00

Finishes

10

21

**Description**

End feed/
Testata di alimentazione

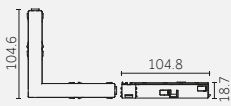
Code

0.02485.00

Finishes

10

21

**Description**

Feeding connector for 90° corner/
Giunto di alimentazione per angolo 90°

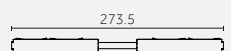
Code

0.02484.00

Finishes

10

21

**Description**

Flexible connector for 90° corner/
Giunto flessibile per angolo 90°

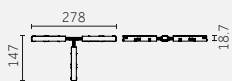
Code

0.02404.00

Finishes

10

21

**Description**

T joint/
giunto a T

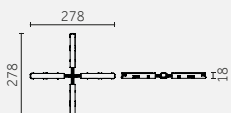
Code

0.02427.00

Finishes

10

21

**Description**

X joint/
giunto a X

Code

0.02428.00

Finishes


10

21

Control systems

Track 48V - Casambi Bluetooth

Control systems



Description

Wireless control device for 48V track*/
Dispositivo di controllo wireless per binario 48V*

Vdc

48Vdc

Code

H.26104.00

Finishes

10	<input type="checkbox"/>
21	<input checked="" type="checkbox"/>

EN *To discover more, check out our Bluetooth control brochure on reggiani.net.


IT *Per saperne di più, consultate la nostra brochure sul controllo Bluetooth su reggiani.net

Electrical Devices


Track 48V - Remote driver

Driver


60 W

Type	Code	W	Size (mm)	Tech. info	Vdc	Connectable fixtures	Max.distance	Cable section
On/Off	0.31655.0000	60		220-240V / 50/60Hz	48Vdc	Max: 55 W	See chart here below	1.5 mm ²


100 W

Type	Code	W	Size (mm)	Tech. info	Vdc	Connectable fixtures	Max.distance	Cable section
On/Off	0.31656.0000	100		220-240V / 50/60Hz	48Vdc	Max: 90 W	See chart here below	1.5 mm ²

150 W

Type	Code	W	Size (mm)	Tech. info	Vdc	Connectable fixtures	Max.distance	Cable section
On/Off	0.31650.0000	150		220-240V / 50/60Hz	48Vdc	Max: 140 W	See chart here below	1.5 mm ²

250 W

Type	Code	W	Size (mm)	Tech. info	Vdc	Connectable fixtures	Max.distance	Cable section
On/Off	0.31657.0000*	250		220-240V / 50/60Hz	48Vdc	Max: 235 W	See chart here below	1.5 mm ²



*On request/Sur richiesta

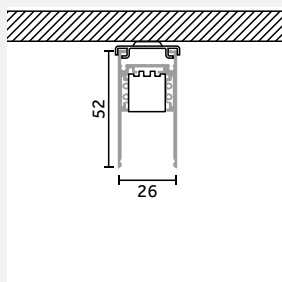
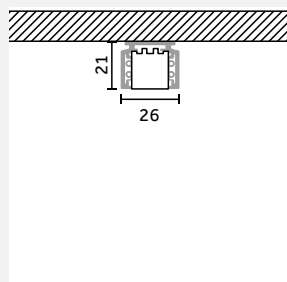
Driver	(a)	5 m	10m	20 m	30 m
60 W	(b)	55 m	50 m	40 m	30 m
100 W	(b)	35 m	30 m	20 m	10 m
150 W	(b)	20 m	15 m	5 m	-
250 W	(b)	15 m	10 m	-	-

Track 48V - In-Track driver

In-Track driver

100 W

Type	Code	W	Size (mm)	Tech. info	Vdc	Connectable fixtures	Cable length:	Cable section
On/Off	0.30550.0000	100	 I 19 298 16	220-240V / 50/60Hz	48Vdc	Max: 90 W	2.80 m	2.5 mm ²
DALI	D.30550.0000	100	 I 19 298 16	220-240V / 50/60Hz	48Vdc	Max: 90 W	2.80 m	2.5 mm ²





In-Track driver 100W

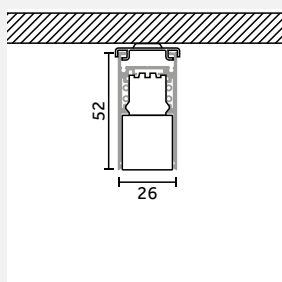
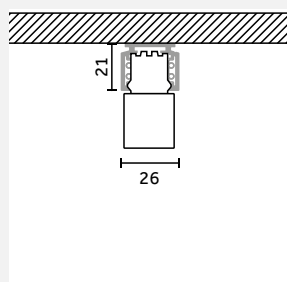
In standard Track 48V

In deep Track 48V

In-Track driver

250 W

Type	Code	W	Size (mm)	Tech. info	Vdc	Connectable fixtures	Cable length:	Cable section
On/Off	0.30551.0000	250	 I 43.5 268 22	220-240V / 50/60Hz	48Vdc	Max: 240 W	2.80 m	2.5 mm ²
DALI	D.30551.0000	250	 I 43.5 268 22	220-240V / 50/60Hz	48Vdc	Max: 240 W	2.80 m	2.5 mm ²



In-Track driver 250W

In standard Track 48V

In deep Track 48V

Are you work
high voltage
Discover the
system

Working with
track?
230V

^{EN} The Ghostrack (230V) system lets you create unique lighting schemes and configurations. Its patented technology features an invisible adapter and driver for single or cluster installations on a standard 3-circuit track. Designed to be the perfect solution for accent and diffusive lighting, it consists of spotlights, pendant and linear fixtures.

^{IT} Il Sistema Ghostrack (230V) offre la possibilità di creare configurazioni e layout illuminotecnici unici. La sua innovativa tecnologia brevettata è dotata di adattatore e driver invisibili, per un'installazione singola o in cluster su binari standard. Progettato per essere la soluzione ideale per l'illuminazione d'accento e generale, è composto da proiettori, pendant e lineari.



^{EN} Discover Ghostrack System (230V) on reggiani.net

^{IT} Scopri Ghostrack System (230V) su reggiani.net

Versions:



Spotlights

Yori Evo Ghostrack
Yori Evo Ghostrack - Zoom



Pendants

Yori Pendant Ghostrack




Linears

Incline Opal
Incline Opal Drop
Incline Dark Performance
Incline Wall Washer



Mains Voltage Tracks

Recessed
Surface/Pendant
Surface/Pendant - Round
Pendant Indirect
Supertrack
HTrack



Reggiani

©

2025

Reggiani Lighting Srl
All rights reserved

^{EN} Reggiani Lighting Srl reserves the right to make technical, design and size changes at any time, without prior notice. Total or partial reproduction of this document is prohibited. Luminaire sizes are given in millimetres. All technical and design innovations are patented. Watts and lumens refer to the nominal values of the LED source; for photometric data and lumen output of the luminaires, visit www.reggiani.net

^{IT} Reggiani Lighting Srl si riserva la facoltà di effettuare in qualsiasi momento senza preavviso, variazioni tecniche, formali e dimensionali. Sono vietate le riproduzioni anche parziali del presente documento. Le dimensioni degli apparecchi sono espresse in millimetri. Tutte le innovazioni tecniche e formali sono coperte da brevetto. Watt e lumen fanno riferimento ai valori nominali della sorgente LED, per i dati fotometrici e il lumen output degli apparecchi visitare www.reggiani.net

HEADQUARTERS Reggiani Lighting Srl

Viale Monza 16
20845 Sovico (MB), Italy
T. (+39) 039 20711
contact@reggiani.net

Art direction
Reggiani

Graphic design
Reggiani

Pictures
Lens visual (p.6,10,12,77,103,119,144,151)
Alexandre Van Battel (p.11,59)
Courtesy of Holcim (p.58)



Part of
NEMO Group

www.reggiani.net

[#theilluminationcollective](https://twitter.com/theilluminationcollective)